



**UNIVERSITY
OF TURKU**

This is a self-archived – parallel-published version of an original article. This version may differ from the original in pagination and typographic details. When using please cite the original.

AUTHOR	Jessica Nisén, Anni Erlandsson, Marika Jalovaara
TITLE	Gendered Relationship of Childbearing with Earnings Accumulated by Midlife in Two Nordic Countries
YEAR	2023
DOI	10.31235/osf.io/mr4yg
VERSION	Publisher's PDF
CITATION	Nisén, J., Erlandsson, A., & Jalovaara, M. (2023, June 1). Gendered Relationship of Childbearing with Earnings Accumulated by Midlife in Two Nordic Countries. https://doi.org/10.31235/osf.io/mr4yg



INVEST

FLUX 14/2023 Working Papers

INVEST Working Papers 75/2023

Gendered Relationship of Childbearing with Earnings Accumulated by Midlife in Two Nordic Countries

Jessica Nisén

Anni Erlandsson

Marika Jalovaara

29.05.2023

ISSN 2737-0534

The Inequalities, Interventions, and New Welfare State (INVEST) ecosystem brings together the efforts of over 200 researchers and advances high-quality cross-disciplinary research with great societal relevance and impact. We aim at increasing the wellbeing of the Finnish society during childhood, youth and early adulthood. INVEST is funded by the Academy of Finland Flagship Programme and the host institutions and affiliates multiple projects funded by various external research funders. The INVEST working paper series has subseries for the long-term projects funded by the Strategic Research Council (SRC).



Title: Gendered Relationship of Childbearing with Earnings Accumulated by Midlife in Two Nordic Countries

Authors: Jessica Nisén^{1,2†}, Anni Erlandsson^{1,3}, and Marika Jalovaara¹

¹ University of Turku

² Max Planck Institute for Demographic Research

³ Stockholm University

† Corresponding author. E-mail: jessica.nisen(at)utu.fi

Abstract: Nordic countries are considered advanced in gender equality, but also in these countries women still take longer family leaves and have lower earnings than men. This study provides novel insight by assessing the differences in accumulated earnings by midlife associated with childbearing among women and men in Finland and Sweden. We place particular attention to the magnitude of gender gaps in accumulated earnings across groups. We hypothesize larger gender gaps among those with a larger number of children, among those with a lower level of education, and overall, in Finland. The study is based on full-population register data, with highly accurate measures of earnings across decades. Our results indicate that women born in 1974–1975 accumulated on average 32 % and 29 % less labor earnings than men by age 44 in Finland and Sweden, respectively. Childbearing strongly modifies the gender gap especially in Finland, and the highly educated have moderately smaller gaps in both countries.

Keywords: earnings, fertility, gender inequality, labor market, life course, Nordic countries

Funding and acknowledgements: We gratefully acknowledge funding from the Academy of Finland (decisions 332863, 321264 and 320162) and the Strategic Research Council (decision 345130, FLUX). We acknowledge financial support from the Swedish Research Council for Health, Working Life and Welfare (FORTE), grant number 2020-00639. We are thankful for the feedback received on the manuscript from participants of the SUDA Colloquium, discussant of the session “Gender inequality and parenthood” at the Population Association America Annual Meeting in 2023, as well as participants of the FLUX and INVEST seminars. We also thank Professor Eva Österbacka for her kind advice. The license number of the Finnish register data set used in the study is TK/930/09.01.01/2021.

Declarations of interest: none.

Introduction

The Nordic countries tend to be seen as forerunners in promoting gender equality. This view is in line with the comparatively high labor force participation rates of women and modest gender gaps in employment rates in these countries (OECD 2019). Despite these progressive features of the Nordic societies, considerable gender inequality continues to be present in some labor market outcomes, such as wages and representation in authority positions (Grönlund, Halldén, and Magnusson 2017), and labor markets remain highly gender-segregated (European Institute for Gender Equality 2017). Also in these countries parenthood is a fundamental source of gender gaps in earnings (Cools and Strøm 2016; Nisén et al. 2022) and authority positions (Bygren and Gähler 2012; Mandel and Semyonov 2006), and longer family leaves may hinder subsequent career progression (Evertsson and Duvander 2011). Furthermore, the contribution of child penalty of mothers to the gender inequalities in the labor market has increased over time (Kleven, Landais, and Sjøgaard 2019). While the motherhood penalty in wages is found to be comparatively small among Nordic women (Cukrowska-Torzewska and Matysiak 2020), it appears to be somewhat larger in Finland than in Sweden (Budig, Misra, and Boeckmann 2016). As a whole, earnings trajectories in the Nordic labor markets have been suggested to be relatively strongly explained by individuals' human capital, thereby supporting the idea that Nordic welfare state policies do function in reducing labor market inequality overall (Hällsten and Yaish 2022).

We contribute to the existing knowledge by providing a novel insight on how earnings accumulated by midlife (age 44) by women and men vary according to their childbearing history (i.e., the number and timing of children) in two Nordic welfare states. Gender gaps in accumulated earnings have received limited previous attention, especially outside the context of the U.S. A recent study estimated that in the U.S. women born in the 1970s accumulated around 60 % of earnings relative to men between ages 27 and 35–45, and improvements towards closing the gender gap have been slower across cohorts born in the 1960s and 1970s than across earlier cohorts (de Castro Galvao 2022). More specifically, the current study assesses the accumulated earnings among women and among men, and focuses on the respective gender gaps in accumulated earnings across different groups, using a similar case comparison of Finland and Sweden. Comparative studies related to fertility, family policy, and labor market are timely in the Nordic context in light of the recent unexpected fertility decline in the Nordic countries (Hellstrand et al. 2021), as well as in several other high-income countries, including the U.S (Human Fertility Database 2022). Comparisons of countries with similar institutional settings are interesting also more broadly given their potential to pinpoint reasons behind differential outcomes between countries (Neyer and Andersson 2008). We assess how recent cohorts of women and men born in 1974–75 have accumulated earnings by their midlife, which covers the first half of the life course to which many of the welfare state policies, including family policies, are targeted. Our empirical approach builds on a highly accurate measurement of earnings spanning across 25 years from Nordic administrative registers covering full resident populations.

Background

There is increasing interest to understand how gender inequalities develop cumulatively over the life course (de Castro Galvao 2022). Earnings accumulated over the life course can be viewed as a comprehensive measure of individuals' labor market history and accumulated economic resources. They are important from the perspective of chances in life and lifestyles of individuals (Tamborini, Kim, and Sakamoto 2015). Gender differences in accumulated earnings over the life course also contribute to gender differences in wealth accumulation (Ruel and Hauser 2012), as well as differences in pension income later in life (Kuivalainen et al. 2020). They can also be viewed to have relevance in the perspective of relative resources of women and men (see Brines 1993; Lundborg, Plug, and Rasmussen 2017; Milkie 2011). Childbearing can be regarded as a fundamental source of gender gaps in various indicators of attachment to and success in the labor market, such as level of earnings and the share of women in authority positions, also in the Nordic countries (Bygren and Gähler 2012; Cools and Strøm 2016; Mandel and Semyonov 2005, 2006). Over the life course, women and men may be expected to accumulate earnings differently depending on their childbearing history. Differences in accumulated earnings based on childbearing are likely to unfold due to processes involving both selection into parenthood and higher parities, as well as effects of parenthood on employment and wages of women (Jalovaara and Fasang 2020; Kolk 2022). These processes over the individual life courses can be viewed as embedded in the broader societal context, which enables and constraints individuals in reaching their goals in difference life spheres, such as employment and family (Bernardi, Huinink, and Settersten Jr 2019; Heckhausen and Buchmann 2019; Huinink and Kohli 2014).

Similar cultural and institutional characteristics of the Nordic countries are believed to have contributed to similar fertility patterns, characterized so far by stable and relatively high cohort fertility rates as compared to other European countries, i.e., close to two children (Andersson et al. 2009; Hellstrand et al. 2021). In particular, the political aims of supporting the combination of employment and childbearing, as well as promoting gender and social equality, are strong characteristics of the Nordic welfare regime (Ellingsæter and Leira 2006; Esping-Andersen and Billari 2015). In the Nordic countries, selection by education, employment, and earnings into parenthood is mainly positive (Jalovaara and Miettinen 2013; Vikat 2004), with the exception of young low educated women among whom a weak attachment to the labor market is associated with elevated first birth risks (Kreyenfeld and Andersson 2014; Miettinen and Jalovaara 2020). For entering higher parities, selection is either weaker than into parenthood, or even negative, such that those with a weak attachment to the labor market may even have a slightly higher risk of having third births (Andersson, Kreyenfeld, and Mika 2014; Andersson and Scott 2007; Erlandsson 2017).

Remarkably, the Nordic countries are similar also in that the least educated are most likely to remain childless regardless of gender, while the educational gradient in the eventual number of children is weak among women but notably positive among men (Jalovaara et al. 2019). The differences by educational attainment in the risk of remaining childless are however slightly more pronounced in Finland than Sweden, where women and men show even greater similarity in this respect (Jalovaara, Andersson, and Miettinen 2022). The mean age of

becoming a mother is close to 30 years in both Finland and Sweden (Statista 2022), but in Finland both lifetime childlessness and higher parities (3+) are more common than in Sweden (Jalovaara et al. 2019).

Nevertheless, there are some important institutional differences between Finland and Sweden that we hypothesize to produce differences between the countries in regard to women's and men's accumulated earnings, as well as to the respective gender gaps. First, the uptake of parental leave is more strongly gendered in the case of Finland (Duvander and Lammi-Taskula 2011). In 2016, fathers took 11 % of all parental leave days with a daily cash benefit (including maternity and paternity leave) in Finland while the respective share in Sweden was 28 % (NOSOSCO 2017). Second, after parental leave, in Finland parents continue to have the option to care for their child at home until the child turns three, while receiving a flat-rate home care allowance (also referred to as a cash-for-care benefit), combined with the security of a parent being able to return to her/his job after the home care episode (Hiilamo and Kangas 2009; Sipila, Repo, and Rissanen 2010). In Sweden this benefit was available briefly in 1994 and again in 2008–2016 in some municipalities, but the take-up was much lower than in Finland (Ellingsæter 2014). The benefit in Finland is taken almost exclusively by mothers, and it has been criticized for encouraging long spells outside the labor market (Sipila et al. 2010). Indeed, as compared to Sweden, the employment rate of Finnish mothers of young children is lower, and the share of children enrolled in publicly subsidized daycare is smaller (Duvander, Mussino, and Tervola 2021; Eydal and Rostgaard 2011; Grødem 2014; Sipila et al. 2010). In 2016, less than 50 % of one to two year-old children were covered by childcare in Finland while this share in Sweden reached 70 % (NOSOSCO 2017).

Third, in Sweden part-time work is more commonly used among mothers to accommodate care responsibilities, while part-time work among Finnish mothers has typically not been a common solution to reconcile work and family responsibilities (Grönlund et al. 2017; Rønsen and Sundström 2002). In both countries, however, women with a stronger labor market attachment return to work sooner after childbirth (Evertsson and Duvander 2011; Kuitto, Salonen, and Helmdag 2019), and higher levels of education and income of the partners facilitate the use of parental leave by fathers (Duvander et al. 2021). Overall, differences in policies are likely to be the main driver behind the two countries' dissimilar patterns of care and work, but different cultural norms regarding the right modes of caring for children may also play a role (Duvander et al. 2021; Mussino, Tervola, and Duvander 2019). Indeed, Finland may also be culturally more supportive of home care of children than Sweden (Hiilamo and Kangas 2009).

Two recent studies from the Nordic context assessed the variation in accumulated earnings, one according to the number of children in Sweden (Kolk 2022) and the other one according to the family life course type in Finland (Jalovaara and Fasang 2020). The Swedish study showed that across cohorts the relationship between labor earnings accumulated over the lifetime and number of children has become more similar between genders, and in the 1970 cohort both women and men displayed a reversed U-shaped relationship. The study did not assess earnings level differences by gender, but a higher level of earnings of men was visible also in the recent cohorts. Assessing variation in earnings accumulated by age 39 in cohorts born 1969–70, the Finnish study found that among men, fathers who had married late had earned more than other men. Among women,

the respective group, yet also childless women with a history of cohabitation, had relatively high earnings comparing to other women. However, this study emphasized that within-gender differences between groups of different family life courses were modest as compared to gender differences overall in accumulated earnings, which amounted to over 30 %.

Evidence from other high-income countries is limited but also suggests notable and even larger gaps in accumulated earnings between women and men. An earlier cross-comparative study predicted smaller gender gaps in accumulated earnings by age 45 in the Nordic countries than elsewhere, with differences amounting to 32–44 % of men's earnings in Norway and Finland (Sigle-Rushton and Waldfogel 2007). Differences between mothers and other Nordic women as well as mothers of one and two children, were also predicted to be smaller than in other studied countries. A recent study on Germany estimated an overall gender gap of accumulated lifetime earnings exceeding 50 %, and a larger gap among those with more children (Glaubitz, Harnack-Eber, and Wetter 2022). Previous studies from the US suggest an overall gap of approximately 40 % in earnings accumulated by midlife (de Castro Galvao 2022), and a larger gap among persons with lower levels of education (Kim, Tamborini, and Sakamoto 2015). Furthermore, gender gaps in accumulated earnings by the timing of parenthood (i.e., age at having the first child) have not been properly assessed, but later timing of motherhood has been shown to associate with a higher level of lifetime earnings in Denmark and Sweden (Cantalini, Härkönen, and Dahlberg 2017; Leung, Groes, and Santaaulalia-Llopis 2016).

Hypotheses

This study utilizes high-quality data from the Finnish and Swedish population registers covering detailed demographic and labor market data on all permanent residents in the respective countries. This study aims to provide a broad description of gender differences in individual accumulated earnings associated with childbearing history by midlife in two Nordic countries in order to unravel patterns typical of the Nordic welfare regime and to highlight any country-specific patterns. We calculated accumulated earnings by gender, childbearing history (i.e., distinguishing between childless, 1st parity, 2nd parity, and 3rd parity or higher; as well as between early and late parents), and educational attainment. Education is considered primarily an indicator of human capital (Baum 2002), and a strong correlate of timing of childbearing (i.e., age at having the first child) (Andersson et al. 2009; Nisén et al. 2014). We study accumulated earnings over the life course at the individual rather than household level, given the high degree of instability of marital and cohabiting unions in contemporary societies (Härkönen 2014). We aim at answering the following questions:

***Q1** How childbearing history relates to earnings accumulated by midlife among women and men in two Nordic countries?*

In both countries, there is a positive relationship between the number of children and accumulated earnings among men, while among women this relationship may be either negative or reversed U-shaped. This follows primarily from that parents are positively selected on education and earnings, but a larger number of children

is expected to have additive negative effects on women's but not men's careers, for instance due to a longer time spent on family leave¹, which may facilitate the depreciation and slower accumulation of human capital (Mincer and Ofek 1982; Mincer and Polachek 1974), as well as potential earnings losses during the leave (Baum 2002). Further, career-oriented women tend to enter motherhood later (Andersson et al. 2009), and a later timing of childbearing may mitigate the accumulation of negative effects of motherhood (Amuedo-Dorantes and Kimmel 2005; Bratti and Cavalli 2014; Doren 2019), for instance, by allowing her to get established in the labor market before embarking on motherhood (Troske and Voicu 2013).

Q2 *How does the gender gap in accumulated earnings vary by childbearing history in the two countries?*

In both countries, the gender gap in accumulated earnings is expected to exist regardless of childbearing history, but to be larger among those with more children. In addition to points raised under Q1, this expectation is based on that occupational gender-segregation (Hook et al. 2022), as well as potentially statistical discrimination in the labor market (see, e.g., Evertsson and Duvander 2011), may affect women's earnings regardless of their number of children. Further, later timing of childbearing may decrease the gender gap, given less time for motherhood to exert any negative effects on the labor market (Cantalini et al. 2017; Leung et al. 2016; Nisén et al. 2022).

Q3 *How does this gender gap vary across different levels of educational attainment in the two countries?*

In both countries, the gender gap in accumulated earnings is expected to be larger among those who are educated to lower levels. This expectation follows from the more common uptake of long family leaves by women and the less gender-neutral leave sharing practices overall those with a lower level of education, as well as their average earlier timing of childbearing. Alternatively, the gap potentially could be neutral or even larger among the more highly educated, given larger potential earnings losses due to childbearing- and rearing among these women. In addition, timing may play a greater role for the highly educated, given that postponing motherhood may provide additional benefits for their career progression given their (potential of) steeper earnings trajectories in early career (Amuedo-Dorantes and Kimmel 2005; Doren 2019; Herr 2016; Miller 2011), including the importance of timely investment in work experience (Light and Ureta 1995).

Q4 *Are gender gaps in accumulated earnings larger or smaller in Finland as compared to Sweden?*

Differences based on childbearing history, as well as the overall gender gaps, are expected to be generally larger in Finland than Sweden, given Finnish women's tendency to take longer family leaves after childbirth and the less gender-neutral leave sharing practices in Finland as compared to Sweden. Such country differences in gender gaps may be expected to be larger among those with a larger number of children. This is primarily based on considerations about the accumulation of negative effects of multiple children, including several career breaks (Troske and Voicu 2013). Plausibly, differences could also be more clearly visible among those who enter parenthood earlier (see Lorentzen et al. 2019), and among the less highly educated groups. Mothers

¹ Family leave refers to the combination of parental leave (including maternity/paternity leave) and any home care leave of children taken by a parent after parental leave.

with low education are particularly likely to make use of the availability of cash-for-care in Finland, with potential negative effects thereof on their subsequent earnings.

Data and method

The study is based on high-quality Finnish and Swedish register data covering the total populations residing permanently in these countries. The analytical sample consists of 113,415 individuals born in Finland and 183,946 in Sweden, in 1974–1975. We include women and men who were constantly residing in the country from age 20 until age 44 (i.e., not emigrated in any of the years, and for whom we have information on earnings for each year). The core strength of using individual-level administrative data is that we can combine individuals' earnings measures longitudinally from several years, as well as other measures, including childbearing history and educational attainment. Earnings accumulated by midlife are measured as a total of annual (gross) work earnings of salaried employees and entrepreneur earnings subject to state taxation between ages 20 and 44 (25 years). This age span covers the period in the life course when individuals typically attain degrees, establish themselves in the labor market, and form families and have children, including any family leaves from work to take care of children. We conduct sensitivity analysis to see how adding employment-based benefits to the labor earnings influence the gender gaps in accumulated earnings. Employment-based benefits include parental leave benefits (including paternity and maternity leave) and sickness leave benefits, and in the case of Finland, also home care allowance benefits².

We present accumulated earnings in the price level of 2019 euros. We harmonize our earnings measure to enhance country comparability by first converting annual earnings in Sweden measured in Swedish krona (SEK) to euro using the annual conversion rates provided by Eurostat (Eurostat 2023a), and additionally annual rates of living costs to adjust for differences in these costs between the countries (Eurostat 2023c). After this we convert euros from each year into 2019 euros by adjusting for inflation over the years covered (1992–2019) using the Finnish price index (OSF 2023). We top-coded the (gender-specific) one percent of women and men with the highest earnings in both countries in order to avoid the strong influence of outliers (in effect, men with extremely high earnings) on the findings. Of the total analytical samples, 0.6% in Finland 0.5% in Sweden had no earnings. Earnings are reported in 1,000s of euros.

We measure individuals' childbearing history as the total number of children born in the end of the year of turning 44, based on monthly records of births of all registered (biological) children. We group together those who had three or more children. In addition, to analyze how the timing of childbearing influences the gender gaps in accumulated earnings among parents, we distinguish between late and early parents by dividing those with at least one child by the age of 44 according to the gender-specific median ages at first birth into two gender- and education-specific categories. Those who had their first child at an age below the median are

² We do not have the information from year 1994 in Finland, that is the year in which the cohort born in 1975 turns 20. However, this is not likely to bias our findings in any meaningful extent given low levels of fertility at these ages: 5.4 % in the Finnish sample had a birth by the end of the year of turning 20.

categorized as having “early” and those above (and including) the median as having “late” timing of childbearing. Education-specific values are used given that the average timing of having the first child strongly varies by the level of education, especially in women (Nisén et al. 2014), and therefore the same age at first birth can be argued to have a different meaning depending on the level of education (Andersson et al. 2009). Age 44 represents for women generally the end of the reproductive life span, and very few children are born after this age for men either (Dudel and Klüsener 2021; Nisén et al. 2014).

We distinguish conventionally between three levels of educational attainment based on the highest degree attained: low refers to compulsory education only (9 years), medium refers to academic or vocational higher secondary-level degree (2–3 years), and high refers to academic or vocational tertiary-level degree (3 or more years). For Finland, the information was obtained using Statistics Finland’s register data on highest completed degrees beyond the compulsory basic education (up to nine years), meaning that the lowest level was inferred from the fact that the data were missing. This is a conventional procedure in register-based research (see, e.g., Jalovaara et al. 2019). The register on educational degrees in Finland is of very high quality, and misclassification of educational level based on this procedure is therefore negligible.

The analysis is based on a description of group-specific means as well as assessing gender gaps across groups based on the relative difference of women’s mean earnings to those of men (in per cent, i.e., the gender gap). Appendix Tables 1 and 2 include 95 % confidence intervals of all the gender-specific earnings mean estimates. In none of the studied groups the confidence interval of men and women overlaps, indicating that all gender difference (i.e., gender gap) estimates shown in Figures 1–3 are statistically significant from zero. We conducted sensitivity analysis using the median instead of mean (see end of Results for more details).

Results

There is a relatively large difference in the level of accumulated earnings between women and men born in Finland and Sweden in 1974–75. In Finland, men have earned on average 763 thousand euros by age 44, while women have correspondingly earned 521 thousand euros (Table 1). This equals to that women have earned 32 % less as compared to men by the age of 44 (Table 2). In Sweden, correspondingly, men have earned 764 thousand euros and women 546 euros, equaling to a gender gap of 29 %. This is true despite the fact that women in these cohorts are more highly educated than men, especially in Finland: half of women in Sweden (52 %) and over a half in Finland (59 %) have attained a tertiary-level degree, while among men this share reaches only 36 % in Sweden 39 % in Finland. In turn, a small share of men in Finland (11 %) and in Sweden (7 %) has not attained a secondary degree, and in women having no attainment beyond the compulsory school is even less common (4–5 % and 4 %).

In terms of the number of children, men stand out with a higher share of those who remain childless in both countries (27 % of men vs. 19 % of women in Finland; 21 % vs. 13 % respectively in Sweden), but the levels of childlessness are on average higher in Finland. The most common eventual number of children at age 44 in

both countries is two children: in Sweden 49 % of women and 44 % of men have two children, while in Finland the respective shares are 37 % in women and 33 % in men. Only 16 % in Finland and 14 % in Sweden are one-child parents, while again having three or more children is more common especially in Finland (28 % of women and 24 % of men in Finland; 25 % of women and 21 % of men in Sweden). As expected, late timing of having the first child is more common among those with a lower number of children across countries.

Table 1 Distribution of variables and accumulated earnings by childbearing history and educational attainment in women and men. Cohorts born in 1974–1975, Finland and Sweden.

Distribution of variables	FINLAND								SWEDEN							
	Women				Men				Women				Men			
	M	Sd.	Min	Max	M	Sd.	Min	Max	M	Sd.	Min	Max	M	Sd.	Min	Max
Accumulated earnings, 1,000 euros	521	280	0	1,450	763	401	0	2,071	546	241	0	1,294	764	323	0	1,788
Number of children, %	Zero	One	Two	≥Three	Zero	One	Two	≥Three	Zero	One	Two	≥Three	Zero	One	Two	≥Three
	19	16	37	28	27	16	33	24	13	14	49	25	21	14	44	21
Early timing, %		24	44	72		28	45	72		24	46	72		28	47	71
Late timing, %		76	56	28		73	55	28		76	54	28		72	53	29
Educational attainment, %	Low	Medium	High		Low	Medium	High		Low	Medium	High		Low	Medium	High	
	5	35	59		11	50	39		4	44	52		7	58	36	
Accumulated earnings, 1,000 euros	Women				Men				Women				Men			
Number of children	Zero	One	Two	≥Three	Zero	One	Two	≥Three	Zero	One	Two	≥Three	Zero	One	Two	≥Three
	537	554	566	431	571	747	866	848	513	550	579	489	613	737	836	803
Early timing		503	545	415		694	873	853		497	553	467		722	852	809
Late timing		567	578	460		765	861	839		571	606	553		747	838	827
Educational attainment	Low	Medium	High		Low	Medium	High		Low	Medium	High		Low	Medium	High	
	265	410	609		471	688	937		300	500	601		553	748	838	
	<i>N</i> = 55,365				<i>N</i> = 58,050				<i>N</i> = 89,307				<i>N</i> = 94,639			

Note: Early and late timing of childbearing refer to the gender- and education-specific timing of having the first child, classified based on the median age at having the first child in the respective group.

There is a reversed U-shaped association between the eventual number of children and the earnings accumulated by age 44, but the strength of this association varies between genders and across countries (Table 1 and Appendix Figure 1). Among both women and men, those with two children have accumulated highest earnings, but among women differences to those with one child or no children are small especially in Finland. In contrast, in men parity is strongly positively associated with earnings up to two children. Men and women with three or more children earn generally less than those with two, and among Finnish women this difference is the largest – women with three or more children earn less than other women in Finland. In Sweden, earnings of women with three or more children are close to the earnings of childless women. Overall, the relationship of number of children with accumulated earnings by age 44 is more gender-neutral in Sweden than Finland. Among mothers, those who entered motherhood late have higher earnings than those who entered motherhood early, regardless of the number of children in both countries. The differences based on timing of childbearing are less pronounced among fathers, and late fathers do not always earn more than early fathers given their number of children.

Figure 1 shows that the differences within and between genders in absolute levels of earnings translate into notable earnings gaps in relative terms. In terms of earnings accumulated by age 44, there is a positive relationship of the number of children with the gap between genders, that is, the gap is larger among those with a larger number of children. Among the childless, women have accumulated only 6 % less than men in Finland and 16 % in Sweden on average, while in both countries the gender gap among those with one child is similar at 25–26 % (see also Table 2). Among those with at least two children, the gaps are moderately larger in Finland than Sweden. Among parents with two children – the most common number of children in both countries – mothers earn on average 35 % less than fathers in Finland and 31 % less in Sweden. Among parents of three or more children, the gap in Finland equals 49 %, but is in Sweden 10 percentage points smaller at 39 %. In addition, early parents show consistently larger gender gaps in both countries, and in Finland especially among those with a higher number of children and among the more highly educated (Table 2).

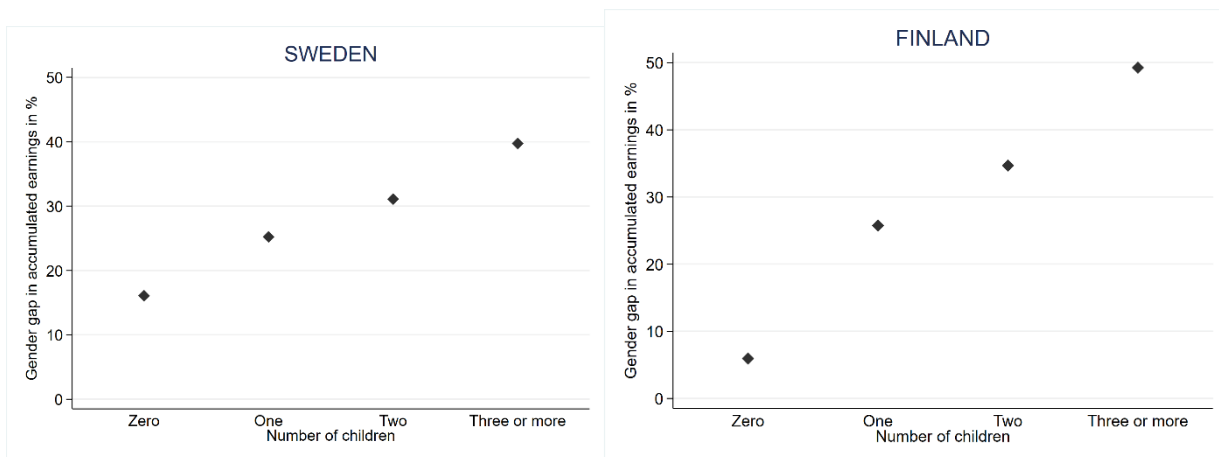


Figure 1 Gender gap in earnings accumulated by midlife by number of children, cohorts born 1974–75, Finland and Sweden.

The average gender gap is smaller among the more highly educated, reaching 44 %, 40 %, and 35 % among the low, medium and high educated, respectively (Figure 2 and Table 2), in Finland. Similarly in Sweden, the medium-educated (33 %) have a moderately larger gender gap as compared to the high-educated (28 %), yet the low educated stand out with a notably large gap (46 %). Thus, the country difference is somewhat more pronounced for the medium and high-educated. Notably, because women have more often attained a higher degree than men in both countries, the overall gender gaps are often smaller than any of the education-specific gaps. A comparison by childbearing history and educational attainment indicates that, regardless of educational level, women have earned the least relative to men in the same category when they have three or more children in both countries. In Finland, among the low and medium educated the gender gap exceeds 50 %, but even the mothers of three or more children educated to the high level have earned only 49 % less as compared to fathers in the respective category in Finland. In Sweden, respectively, this gap is at 37–43 % among the medium- to high-educated and at 56 % among the low-educated. In Sweden, the low-educated childless and one-child-

parents display a relatively large gender gap, but it is worth noting that they constitute only a small share of the total population in cohorts born in the mid-1970s in Sweden. In both countries, the group-specific gender difference is smallest among the highly educated and childless, where women have earned 14 % and 13 % less than men in Finland and Sweden, respectively.

Additional results shown in the appendix (Appendix Table 1 and Appendix Figure 1) on absolute levels of earnings highlight also the similarity of level of earnings of highly educated mothers as compared to low-educated fathers. For instance, highly-educated mothers of two children have accumulated similar levels of earnings that low educated men have by age 44 in both countries. This is remarkable especially given that highly educated mothers constitute 48 % and 45 % of all women in Finland and Sweden, while low educated fathers constitute respectively only 7 % and 5 % of all men in these countries.

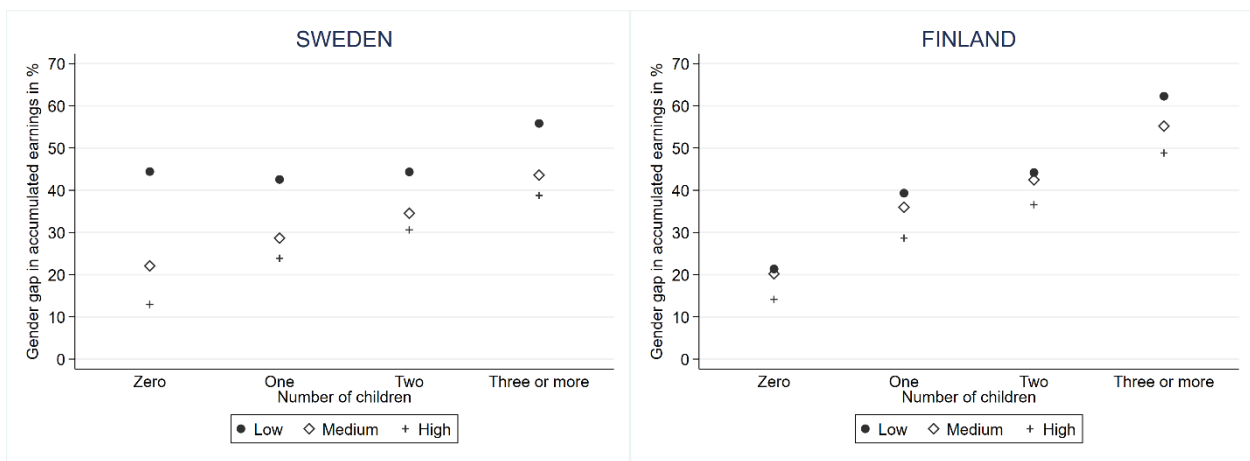


Figure 2 Gender gap in earnings accumulated by midlife by number of children and educational attainment, cohorts born 1974–75, Finland and Sweden.

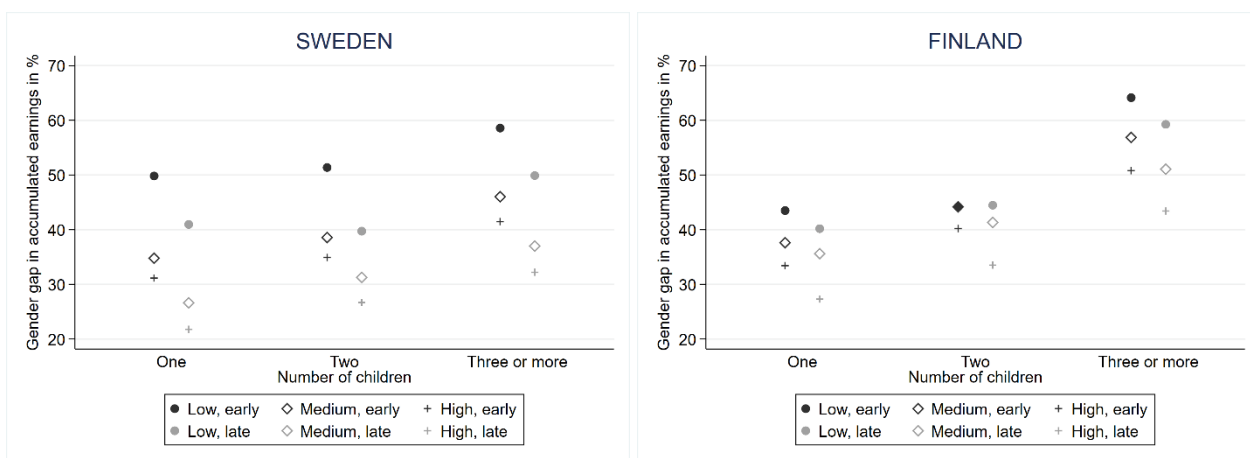


Figure 3 Gender gap in earnings accumulated by midlife by number and timing of children, and educational attainment, cohorts born 1974–75, Finland and Sweden.

There is heterogeneity between early and late parents in the magnitude of the gender gap (Table 2 and Figure 3). In Finland, the timing of childbearing (i.e., the age at having the first child) plays a larger role for those with high as compared low or medium education: the difference between early and late parents amounts to 5–8 %-points among the high and 0–6 %-points among the medium to low educated. The timing plays a larger difference among those with a larger number of children, who generally show larger gender gaps. In Sweden, the timing of childbearing is reversely associated with the gap as in Finland, but the difference here is rather similar across educational groups and parities (7–10 %-point difference between early and late parents).

Table 2 Gender gap in earnings accumulated by midlife (in %) by number and timing of children, and educational attainment, shown as the difference of women’s earnings relative to those of men in the same category. Cohorts born in 1974–1975, Finland and Sweden.

	FINLAND				SWEDEN			
	Low	Medium	High	Total	Low	Medium	High	Total
Zero	21	20	14	6	44	22	13	16
One	39	36	29	26	43	29	24	25
<i>Early</i>	43	38	33	27	49	35	31	31
<i>Late</i>	40	36	28	26	40	27	22	24
Two	44	42	37	35	44	34	30	31
<i>Early</i>	44	44	40	37	51	39	34	35
<i>Late</i>	44	41	34	33	41	31	27	28
Three or more	62	55	49	49	56	43	37	39
<i>Early</i>	64	57	51	51	58	46	42	42
<i>Late</i>	59	51	43	45	50	37	32	33
Total	44	40	35	32	46	33	28	29

The results presented above are based on labor earnings and do not include social transfers. Sensitivity analyses in which employment-based benefits (including parental leave benefits) have been added to the labor earnings are shown in Table 3 (see also Appendix Figures 2 and 3). This analysis shows to what extent the inclusion of the employment-based transfers reduces the gaps. Overall, these publicly funded benefits reduce the gender gaps by 4 %-points in both countries. The reduction varies clearly by the number of children, from 0–1 %-point among the childless, to 3, 4, and 6–7 %-points among parents with one, two and three or more children on average similarly in both countries. Therefore, the inclusion of benefits attenuates modestly the relationship shown in Figure 1 in both countries but does not explain away these differences, nor the difference in the strength of the relationship between countries, i.e., stronger relationship in Finland (Appendix Figure 3). The difference in the gap between childless and parents of three or more children is attenuated from 42 to 36 %-points in Finland and 23 to 19 %-points in Sweden. The reduction is more pronounced among the lower educated at least in Finland, and thus weakens somewhat the educational differences in the gap as compared to the gap excluding benefits. The gaps among early and late parents conditional on educational attainment and the number of children weaken similarly after including benefits in both countries.

Table 3 Impact of the employment-based benefits on the gender gap in earnings accumulated by midlife (in %) by number and timing of children, and educational attainment, shown as the difference of women’s earnings relative to those of men in the same category. Cohorts born in 1974–1975, Finland and Sweden.

Gender gap in accumulated earnings including employment-based benefits

	FINLAND				SWEDEN			
	Low	Medium	High	Total	Low	Medium	High	Total
Zero	21	20	14	6	43	21	12	15
One	35	33	26	23	39	25	21	22
<i>Early</i>	38	35	32	25	46	32	28	28
<i>Late</i>	36	33	25	23	35	23	18	20
Two	38	38	33	31	40	30	26	27
<i>Early</i>	39	40	37	33	48	34	31	31
<i>Late</i>	38	37	30	28	37	27	23	24
Three or more	51	47	43	42	50	37	32	33
<i>Early</i>	52	48	45	44	53	39	36	36
<i>Late</i>	49	43	37	38	43	30	27	27
Total	36	35	31	27	41	28	24	25

Difference in gender gap in accumulated earnings with and without employment-based benefits

	FINLAND				SWEDEN			
	Low	Medium	High	Total	Low	Medium	High	Total
Zero	0	0	0	0	-1	-1	-2	-1
One	-4	-3	-2	-3	-4	-3	-3	-3
<i>Early</i>	-5	-3	-1	-2	-3	-3	-3	-3
<i>Late</i>	-4	-3	-3	-3	-5	-4	-4	-3
Two	-6	-4	-4	-4	-5	-4	-4	-4
<i>Early</i>	-5	-4	-3	-4	-3	-5	-3	-4
<i>Late</i>	-6	-4	-4	-4	-4	-4	-4	-4
Three or more	-12	-8	-6	-7	-6	-7	-6	-6
<i>Early</i>	-12	-9	-6	-7	-5	-7	-6	-6
<i>Late</i>	-10	-8	-6	-7	-7	-7	-5	-6
Total	-8	-5	-4	-4	-5	-5	-4	-4

We conducted sensitivity analysis also estimating median instead of mean earnings. The main results remained in most cases very similar with this alternative outcome specification. The average gap based on median was in Finland 33 % and in Sweden 30 %, that is a one %-point higher than when based on mean. For those with zero, one, two, and three or more children the corresponding gender gaps based on median earnings in % were in Finland 5, 26, 35, and 49 and in Sweden 16, 25, 31, 39. Among the low-educated and childless the gender gap in Sweden was larger when based on median, because of many women with very low earnings in this group. We note that the low-educated in Sweden are a very small group and likely to be more marginalized in the labor market than the respective group in Finland. It also includes a larger share of second-generation migrants (i.e., persons born in Sweden with at least one parent born abroad) in Sweden, which may in part explain the larger gender gap in Sweden than Finland in this group.

Discussion

This study assessed the magnitude of gender gap in earnings accumulated by midlife associated with childbearing history in two countries considered relatively advanced in terms of gender equality. Expectedly, also in these countries there is a gendered relationship of childbearing with accumulated earnings by age 44. This is true especially in Finland, where women with three or more children and childless men stand out with lower earnings (*Q1*). Notably, a large average gender gap in accumulated labor earnings is found in both studied Nordic countries, where women by age 44 have earned on average 32 % less than men in Finland and 29 % in Sweden. This gap is larger than recent cross-sectional estimates of gender gaps in employment or wages alone for Finland or Sweden (OECD 2018)³. This between-gender gap varies systematically with childbearing history in the way that among those with a larger number of children the gap is larger (*Q2*). As hypothesized, the gender gap is moderately larger among those with a lower level of education in both countries. Yet, the tendency for a larger gender gap among those with more children is not consistently stronger among the less highly educated, at least not in Sweden. We also find that a later timing of childbearing (i.e., age at having the first child) is related to a smaller gender gap, in particular among the highly educated in Finland (*Q3*). Overall, the results are largely in line with our hypothesis according to which less gender-equal practices of paid and unpaid work after childbirth in Finland than Sweden contribute to larger gaps in accumulated earnings overall and particularly among those with a larger number of children, but in both countries a later timing of childbearing predicts smaller gender gaps (*Q4*). Additional analyses show that the gender gaps are moderately reduced (on average, by 4 %-points) in both countries if employment-based benefits are taken into account, showing how the Nordic welfare states partly compensate for the lower earnings of women from the labor market over their life course.

Several mechanisms across the life course, including those related to selection into parenthood and high-order parities, as well as negative effects of childbearing on earnings among women – are likely to contribute to the current findings. The notable gender differences overall suggest that structural mechanisms which produce gender differences in earnings across the life course are rooted also in the Nordic societies and especially Finland. We expect the long family leaves in Finland to be one crucial issue behind the country differences, as leaves longer than a year are almost entirely taken by women. In support of this argument, recent research shows that the provision of home-care allowance has a long-term negative impact on the earnings of mothers as compared to fathers in Finland (Gruber, Kosonen, and Huttunen 2023), in part by delaying mothers' return to employment after childbirth (Österbacka and Räsänen 2022). More broadly, such a leave take-up pattern may signal to (potential) employers that young women are at risk of long employment breaks even if they have no children (at least not yet). Our results could be viewed to be in line with the view that family leave policies which allow long job-protected absences from the labor market may have unintended negative implications for gender equality (Mandel and Semyonov 2005, 2006). Moreover, lower individual accumulated earnings

³ In 2016, the gender employment gap was below 5 %-point in both countries, and the gender wage gap reached 18 % in Finland and 13 % in Sweden in the population aged 15–64 (OECD 2018).

are likely to contribute to fewer individual savings (e.g., in the form of a housing asset) of mothers than fathers and may thus increase the dependency of mothers of their partners economically, as well as contribute to lower bargaining power of mothers. This can be critical for instance after a divorce or partnership dissolution where one parent can no longer rely (as strongly as before) on the resources of the other.

However, we should emphasize that Finland is a particular case among the Nordic countries with stronger policy incentives and perhaps also stronger cultural values supporting long family leaves of mothers. The results on Sweden are more likely to be representative of the Nordic welfare state context at large, yet the gender gap in accumulated earnings varies systematically by childbearing history also in Sweden, from 17 % among the childless to 38 % among those with three or more children. In both countries a later timing of childbearing translates into smaller gender gaps in earnings, and the pattern in Finland is more pronounced among the highly educated and those with more children. This may be interpreted in terms of larger losses of (potential) earnings among women who enter motherhood relatively early in Finland as compared to Sweden. This is in line with earlier Nordic comparative results, showing that young mothers in Finland are at a particularly high risk of developing a weak attachment to the labor market over a longer period of time (Lorentzen et al. 2019). The cohorts under investigation here, born in the mid-1970s entered the labor market in the aftermath of the recession of the early 1990s which was particularly severe in Finland and had a longer-lasting impact on the economy and society (Ólafsson et al. 2019). It is plausible that particularly in Finland motherhood may have provided a means to seeking fulfillment in life among those with uncertain prospects in the labor market (Miettinen and Jalovaara 2020; Vikat 2004).

Unfortunately, we could not assess the role of part-time work (i.e., work hours) for the current findings due to data limitations. The gender gaps in accumulated earnings among parents working (mainly) full-time are likely to be smaller than on average and as found in this study for Sweden, given that part-time work of mothers has been one strategy to balance work and care in Swedish families (Grönlund et al. 2017). Given that women's part-time work has been less common in the case of Finland (ibid), it is plausible that conditional on mothers' type of employment (full vs. part-time) the differences between the two countries in the gender gaps in accumulated earnings would be larger than estimated in this study. However, over the last two decades the difference between the countries in the share of women (aged 25–49) working part-time has converged notably as a consequence of opposite country trends, from 19 %-points in 2003 to 6 %-points in 2022 (Eurostat 2023b).

The current findings have implications also for the later life course. Lower levels of earnings accumulated over the life course generally translate into lower level of pensions. The home care allowance episodes in Finland count as contributions to one's employment pension (since 2005), but only at a modest contribution level as compared to Sweden, which adds to the economic risk of Finnish mothers with long care episodes (Koskenvuo 2016). At the same time, childless men and women can be considered a vulnerable group at older ages not least because they may lack potential support from close family members, such as own children. In the Nordic context, this is not a group characterized by particularly high earnings, which would help to access alternative means of support. Childless women with low- to medium education and childless men with low education

have relatively low earnings, yet childless men with medium education earn already more than Finnish women on average. Thus, it is important to pay attention to the well-being of these groups, especially in the light of the increasing levels of childlessness among those with relatively low education in the Nordic context – and readily high average levels of childlessness in Finland (Jalovaara et al. 2019).

Moreover, the results may have relevance in light of the current low period fertility in Finland (2020: 1.37) (OSF 2021). Also exceptionally high levels of lifetime childlessness in Finland contribute to lower levels in cohort fertility as compared to Sweden. It is plausible to ask whether institutional support and cultural expectations for long absences from paid work, combined with potential issues that women face in establishing themselves in the labor market before (potentially) having children, may have contributed to the current low fertility landscape of the country. While Sweden, along with other Nordic countries, has also witnessed a fertility decline recently, it has been less dramatic than in Finland (Hellstrand et al. 2021). Lack of gender equality is unlikely to be the engine of the 2010s fertility declines across the Nordic countries, but it may provide a hint to the strength of the decline in Finland. It is plausible that “normative confusion” around gender roles might contribute to low period fertility rates in Finland (Esping-Andersen and Billari 2015), where much higher levels of education of women relative to men raise the expectation for women’s earnings’ potential, which is unlikely to be realized when long family leaves taken almost exclusively by women remain normative. It would be in line with contemporary theorizing on fertility (Goldscheider, Bernhardt, and Lappegård 2015; McDonald 2000; Neyer, Lappegård, and Vignoli 2013) that a potentially larger discrepancy between the level of gender equality in the family sphere and the public sphere in Finland than in Sweden would partially explain the average lower levels of fertility there. In addition, in the case that the current results are partly attributable to the effects of childbearing on earnings, they would imply that the delayed fertility of women currently at childbearing ages will contribute towards diminishing the gender gap in accumulated earnings especially in Finland.

To conclude, this study demonstrates that childbearing strongly modifies the gender gap in accumulated earnings also in the Nordic welfare state context – especially in Finland – and that the highly educated women are moderately closer to closing the gender gap in accumulated earnings than their lower educated counterparts. We call for more scholarly interest to unravel how gender inequalities accumulate across the life course. As data limitations have been one reason for the limited prior evidence on gender inequalities in accumulated earnings, the increasing availability of longitudinal individual-level data will be helpful here.

References

- Amuedo-Dorantes, Catalina, and Jean Kimmel. 2005. "The Motherhood Wage Gap for Women in the United States: The Importance of College and Fertility Delay." *Review of Economics of the Household* 3:17–48.
- Andersson, Gunnar, Michaela Kreyenfeld, and Tatjana Mika. 2014. "Welfare State Context, Female Labour-Market Attachment and Childbearing in Germany and Denmark." *Journal of Population Research* 31(4):287–316.
- Andersson, Gunnar, Marit Rønsen, Lisbeth B. Knudsen, Trude Lappegård, Gerda Neyer, Kari Skrede, Kathrin Teschner, and Andres Vikat. 2009. "Cohort Fertility Patterns in the Nordic Countries." *Demographic Research* 20:313–52.
- Andersson, Gunnar, and Kirk Scott. 2007. "Childbearing Dynamics of Couples in a Universalistic Welfare State: The Role of Labor-Market Status, Country of Origin, and Gender." *Demographic Research* 17:897–938.
- Baum, Charles L. 2002. "The Effect of Work Interruptions on Women's Wages." *Labour* 16(1):1–37.
- Bernardi, Laura, Johannes Huinink, and Richard A. Settersten Jr. 2019. "The Life Course Cube: A Tool for Studying Lives." *Advances in Life Course Research* 41:100258.
- Bratti, Massimiliano, and Laura Cavalli. 2014. "Delayed First Birth and New Mothers' Labor Market Outcomes: Evidence from Biological Fertility Shocks." *European Journal of Population* 30:35–63.
- Brines, Julie. 1993. "The Exchange Value of Housework." *Rationality and Society* 5(3):302–40.
- Budig, Michelle J., Joya Misra, and Irene Boeckmann. 2016. "Work--Family Policy Trade-Offs for Mothers? Unpacking the Cross-National Variation in Motherhood Earnings Penalties." *Work and Occupations* 43(2):119–77.
- Bygren, Magnus, and Michael Gähler. 2012. "Family Formation and Men's and Women's Attainment of Workplace Authority." *Social Forces* 90(3):795–816.
- Cantalini, Stefano, Juho Härkönen, and Johan Dahlberg. 2017. "Does Postponing Pay Off? Timing of Parenthood, Earnings Trajectories, and Earnings Accumulation in Sweden 1990-2012." *Stockholm Research Reports in Demography* 2017(24).
- de Castro Galvao, Juliana. 2022. "Gender Inequality in Lifetime Earnings." *Social Forces* 101(4):1772–1802.
- Cools, Sara, and Marte Strøm. 2016. "Parenthood Wage Penalties in a Double Income Society." *Review of Economics of the Household* 14(2):391–416.
- Cukrowska-Torzewska, Ewa, and Anna Matysiak. 2020. "The Motherhood Wage Penalty: A Meta-Analysis." *Social Science Research* 88–89:102416.
- Doren, Catherine. 2019. "Which Mothers Pay a Higher Price? Education Differences in Motherhood Wage Penalties by Parity and Fertility Timing." *Sociological Science* 6:684–709.
- Dudel, Christian, and Sebastian Klüsener. 2021. "Male–Female Fertility Differentials across 17 High-Income Countries: Insights from a New Data Resource." *European Journal of Population* 37(2):417–41.
- Duvander, Ann-Zofie, and Johanna Lammi-Taskula. 2011. "Parental Leave, Childcare and Gender Equality in the Nordic Countries." Pp. 29–62 in *Nordic Council of Ministers*, edited by I. Gíslason and G. B. Eydal. Copenhagen.
- Duvander, Ann-Zofie, Eleonora Mussino, and Jussi Tervola. 2021. "Similar Negotiations over Childcare? A Comparative Study of Fathers' Parental Leave Use in Finland and Sweden." *Societies* 11(3):67.
- Ellingsæter, Anne Lise. 2014. "Nordic Earner–Carer Models – Why Stability and Instability?" *Journal of Social Policy* 43(3):555–74.
- Ellingsæter, Anne Lise, and Arnlaug Leira, eds. 2006. *Politicising Parenthood in Scandinavia: Gender Relations in Welfare States*. Bristol: Policy Press.
- Erlandsson, Anni. 2017. "Child Home Care Allowance and the Transition to Second-and Third-Order Births in Finland." *Population Research and Policy Review* 36(4):607–30.
- Esping-Andersen, Gøsta, and Francesco C. Billari. 2015. "Re-Theorizing Family Demographics." *Population and Development Review* 41(1):1–31.

- European Institute for Gender Equality. 2017. *Gender Equality Index 2017 - Measuring Gender Equality in the European Union 2005-2015*. Vilnius: European Institute for Gender Equality.
- Eurostat. 2023a. "Euro/National Currency Exchange Rates [TEIMF200]." Retrieved March 3, 2023 (<https://ec.europa.eu/eurostat/databrowser/>).
- Eurostat. 2023b. "Part-Time Employment as a Percentage of the Total Employment, by Sex and Age (%) [LFSQ_EPPGA_custom_6361315]." Retrieved May 25, 2023 (<https://ec.europa.eu/eurostat/databrowser/>).
- Eurostat. 2023c. "Purchasing Power Parities (PPPs), Price Level Indices and Real Expenditures for ESA 2010 Aggregates [PRC_PPP_IND_custom_5154766]." Retrieved March 3, 2023 (<https://ec.europa.eu/eurostat/databrowser/>).
- Evertsson, Marie, and Ann-Zofie Duvander. 2011. "Parental Leave—Possibility or Trap? Does Family Leave Length Effect Swedish Women's Labour Market Opportunities?" *European Sociological Review* 27(4):435–50.
- Eydal, Guðný Björk, and Tine Rostgaard. 2011. "Gender Equality Revisited--Changes in Nordic Childcare Policies in the 2000s." *Social Policy & Administration* 45(2):161–79.
- Glaubitz, Rick, Astrid Harnack-Eber, and Miriam Wetter. 2022. "The Gender Gap in Lifetime Earnings: The Role of Parenthood." *DIW Berlin Discussion Paper* 2022(3).
- Goldscheider, Frances, Eva Bernhardt, and Trude Lappegård. 2015. "The Gender Revolution: A Framework for Understanding Changing Family and Demographic Behavior." *Population and Development Review* 41(2):207–39.
- Grødem, Anne Skevik. 2014. "A Review of Family Demographics and Family Policies in the Nordic Countries." *Baltic Journal of Political Science* 3(50):66.
- Grönlund, Anne, Karin Halldén, and Charlotta Magnusson. 2017. "A Scandinavian Success Story? Women's Labour Market Outcomes in Denmark, Finland, Norway and Sweden." *Acta Sociologica* 60(2):97–119.
- Gruber, Jonathan, Tuomas Kosonen, and Kristiina Huttunen. 2023. "Paying Moms to Stay Home: Short and Long Run Effects on Parents and Children." *National Bureau of Economic Research Working Paper Series* 30931.
- Hällsten, Martin, and Meir Yaish. 2022. "Intergenerational Educational Mobility and Life Course Economic Trajectories in a Social Democratic Welfare State." *European Sociological Review* 38(4):507–26.
- Härkönen, Juho. 2014. "Divorce: Trends, Patterns, Causes, and Consequences." Pp. 303–22 in *The Wiley Blackwell companion to the sociology of families*, edited by J. Treas, J. Scott, and M. Richards. John Wiley & Sons, Ltd.
- Heckhausen, Jutta, and Marlis Buchmann. 2019. "A Multi-Disciplinary Model of Life-Course Canalization and Agency." *Advances in Life Course Research* 41:100246.
- Hellstrand, Julia, Jessica Nisén, Vitor Miranda, Peter Fallesen, Lars Dommermuth, and Mikko Myrskylä. 2021. "Not Just Later, but Fewer: Novel Trends in Cohort Fertility in the Nordic Countries." *Demography* 58(4):1373–99.
- Herr, Jane Leber. 2016. "Measuring the Effect of the Timing of First Birth on Wages." *Journal of Population Economics* 29:39–72.
- Hiilamo, Heikki, and Olli Kangas. 2009. "Trap for Women or Freedom to Choose? The Struggle over Cash for Child Care Schemes in Finland and Sweden." *Journal of Social Policy* 38(3):457–75.
- Hook, Jennifer L., Meiyong Li, Eunjeong Paek, and Brigid Cotter. 2022. "National Work–Family Policies and the Occupational Segregation of Women and Mothers in European Countries, 1999–2016." *European Sociological Review* 39(2):280–300.
- Huinink, Johannes, and Martin Kohli. 2014. "A Life-Course Approach to Fertility." *Demographic Research* 30:1293–1326.
- Human Fertility Database. 2022. "Human Fertility Database." Retrieved (www.humanfertility.org/com. 7.4.2022. Max Planck Institute for Demographic Research (Germany) and Vienna Institute of Demography (Wittgenstein Centre,).
- Jalovaara, Marika, Linus Andersson, and Anneli Miettinen. 2022. "Parity Disparity: Educational Differences in Nordic Fertility across Parities and Number of Reproductive Partners." *Population Studies* 76(1):119–36.

- Jalovaara, Marika, and Anette Eva Fasang. 2020. "Family Life Courses, Gender, and Mid-Life Earnings." *European Sociological Review* 36(2):159–78.
- Jalovaara, Marika, and Anneli Miettinen. 2013. "Does His Paycheck Also Matter? The Socioeconomic Resources of Co-Residential Partners and Entry into Parenthood in Finland." *Demographic Research* 28:881–916.
- Jalovaara, Marika, Gerda Neyer, Gunnar Andersson, Johan Dahlberg, Lars Dommermuth, Peter Fallesen, and Trude Lappegård. 2019. "Education, Gender, and Cohort Fertility in the Nordic Countries." *European Journal of Population* 35(3):563–86.
- Kim, ChangHwan, Christopher R. Tamborini, and Arthur Sakamoto. 2015. "Field of Study in College and Lifetime Earnings in the United States." *Sociology of Education* 88(4):320–39.
- Kleven, Henrik, Camille Landais, and Jakob Egholt Sogaard. 2019. "Children and Gender Inequality: Evidence from Denmark." *American Economic Journal: Applied Economics* 11(4):181–209.
- Kolk, Martin. 2022. "The Relationship between Life-Course Accumulated Income and Childbearing of Swedish Men and Women Born 1940–70." *Population Studies* 1–19.
- Koskenvuo, Karoliina. 2016. "Perhevapaiden Vaikutus Eläkkeeseen 1980-Luvulta 2000-Luvulle [Impact of Family Leaves on Pension from the 1980s to the 2000s]." Pp. 116–36 in *Laulu 573 566 Perheestä. Lapsiperheet ja Perhepolitiikka 2000-luvulla [A Song of ... Families. Families with Children and Family Policies in the 2000s]*, edited by A. Haataja, I. Airio, M. Saarikallio-Torp, and M. Valaste. Helsinki: Kela.
- Kreyenfeld, Michaela, and Gunnar Andersson. 2014. "Socioeconomic Differences in the Unemployment and Fertility Nexus: Evidence from Denmark and Germany." *Advances in Life Course Research* 21:59–73.
- Kuitto, Kati, Janne Salonen, and Jan Helmdag. 2019. "Gender Inequalities in Early Career Trajectories and Parental Leaves: Evidence from a Nordic Welfare State." *Social Sciences* 8(9):253.
- Kuivalainen, Susan, Satu Nivalainen, Noora Järnefelt, and Kati Kuitto. 2020. "Length of Working Life and Pension Income: Empirical Evidence on Gender and Socioeconomic Differences from Finland." *Journal of Pension Economics & Finance* 19(1):126–46.
- Leung, Man Yee Mallory, Fane Groes, and Raul Santaeulalia-Llopis. 2016. "The Relationship between Age at First Birth and Mother's Lifetime Earnings: Evidence from Danish Data." *PloS One* 11(1):e0146989.
- Light, Audrey, and Manuelita Ureta. 1995. "Early-Career Work Experience and Gender Wage Differentials." *Journal of Labor Economics* 13(1):121–54.
- Lorentzen, Thomas, Olof Bäckman, Ilari Ilmakunnas, and Timo Kauppinen. 2019. "Pathways to Adulthood: Sequences in the School-to-Work Transition in Finland, Norway and Sweden." *Social Indicators Research* 141:1285–1305.
- Lundborg, Petter, Erik Plug, and Astrid Würtz Rasmussen. 2017. "Can Women Have Children and a Career? IV Evidence from IVF Treatments." *American Economic Review* 107(6):1611–37.
- Mandel, Hadas, and Moshe Semyonov. 2005. "Family Policies, Wage Structures, and Gender Gaps: Sources of Earnings Inequality in 20 Countries." *American Sociological Review* 70(6):949–67.
- Mandel, Hadas, and Moshe Semyonov. 2006. "A Welfare State Paradox: State Interventions and Women's Employment Opportunities in 22 Countries." *American Journal of Sociology* 111(6):1910–49.
- McDonald, Peter. 2000. "Gender Equity in Theories of Fertility Transition." *Population and Development Review* 26(3):427–39.
- Miettinen, Anneli, and Marika Jalovaara. 2020. "Unemployment Delays First Birth but Not for All. Life Stage and Educational Differences in the Effects of Employment Uncertainty on First Births." *Advances in Life Course Research* 43:100320.
- Milkie, Melissa A. 2011. "Social and Cultural Resources for and Constraints on New Mothers' Marriages." *Journal of Marriage and Family* 73(1):18–22.
- Miller, Amalia R. 2011. "The Effects of Motherhood Timing on Career Path." *Journal of Population Economics* 24:1071–1100.
- Mincer, Jacob, and Haim Ofek. 1982. "Interrupted Work Careers: Depreciation and Restoration of Human Capital."

- Mincer, Jacob, and Solomon Polachek. 1974. "Family Investments in Human Capital: Earnings of Women." *Journal of Political Economy* 82(2, Part 2):S76–S108.
- Mussino, Eleonora, Jussi Tervola, and Ann-Zofie Duvander. 2019. "Decomposing the Determinants of Fathers' Parental Leave Use: Evidence from Migration between Finland and Sweden." *Journal of European Social Policy* 29(2):197–212.
- Neyer, Gerda, and Gunnar Andersson. 2008. "Consequences of Family Policies on Childbearing Behavior: Effects or Artifacts?" *Population and Development Review* 34(4):699–724.
- Neyer, Gerda, Trude Lappegård, and Daniele Vignoli. 2013. "Gender Equality and Fertility: Which Equality Matters? Egalité de Genre et Fécondité: De Quelle Égalité s' Agit-Il?" *European Journal of Population* 29:245–72.
- Nisén, Jessica, Maarten J. Bijlsma, Pekka Martikainen, Ben Wilson, and Mikko Myrskylä. 2022. "The Gendered Impacts of Delayed Parenthood: A Dynamic Analysis of Young Adulthood." *Advances in Life Course Research* 53:100496.
- Nisén, Jessica, Pekka Martikainen, Karri Silventoinen, and Mikko Myrskylä. 2014. "Age-Specific Fertility by Educational Level in the Finnish Male Cohort Born 1940–1950." *Demographic Research* 31:119–36.
- NOSOSCO. 2017. *Social Protection in the Nordic Countries. Scope, Expenditure and Financing. Social Protection in the Nordic Countries 2015/2016*. Nordic Social Statistical Committee (NOSOSCO). 63:2017. <https://nhwstat.org/>.
- OECD. 2018. *OECD Economic Surveys: Finland 2018*. Paris: OECD Publishing.
- OECD. 2019. "Employment Rate (Indicator)." Retrieved January 8, 2019 (<https://doi.org/10.1787/a452d2eb-en>).
- Ólafsson, S., M. Daly, O. Kangas, and J. Palme, eds. 2019. *Welfare and the Great Recession: A Comparative Study*. Oxford Scholarship Online. <https://doi.org/10.1093/oso/9780198830962.001.0001>, accessed 20 May 2023.
- OSF. 2021. "Births 2020: Decrease in Birth Rate Stopped in 2020." *Population 2021. Official Statistics of Finland (OSF)*. Retrieved March 15, 2023 (https://www.stat.fi/til/synt/2020/synt_2020_2021-04-23_tie_001_en.html).
- OSF. 2023. "Consumer Price Index." *Official Statistics Finland (OSF)*. Retrieved March 3, 2023 (<https://stat.fi/en/statistics/khi>).
- Österbacka, Eva, and Tapio Räsänen. 2022. "Back to Work or Stay at Home? Family Policies and Maternal Employment in Finland." *Journal of Population Economics* 35(3):1071–1101.
- Rønsen, Marit, and Marianne Sundström. 2002. "Family Policy and After-Birth Employment among New Mothers – A Comparison of Finland, Norway and Sweden." *European Journal of Population* 18(2):121–52.
- Ruel, Erin, and Robert M. Hauser. 2012. "Explaining the Gender Wealth Gap." *Demography* 50(4):1155–76.
- Sigle-Rushton, Wendy, and Jane Waldfogel. 2007. "Motherhood and Women's Earnings in Anglo-American, Continental European, and Nordic Countries." *Feminist Economics* 13(2):55–91.
- Sipila, Jorma, Katja Repo, and Tapio Rissanen, eds. 2010. *Cash for Childcare: The Consequences for Caring Mothers*. Cheltenham: Edward Elgar Publishing.
- Statista. 2022. "Average Age of Women at the Birth of the First Child in the Nordic Countries from 2010 to 2020." *Nordic Statistics Database*. Retrieved May 20, 2023 (<https://www.statista.com/statistics/1297799/average-age-women-birth-first-child-nordic-countries/>).
- Tamborini, Christopher R., ChangHwan Kim, and Arthur Sakamoto. 2015. "Education and Lifetime Earnings in the United States." *Demography* 52(4):1383–1407.
- Troske, Kenneth R., and Alexandru Voicu. 2013. "The Effect of the Timing and Spacing of Births on the Level of Labor Market Involvement of Married Women." *Empirical Economics* 45:483–521.
- Vikat, Andres. 2004. "Women's Labor Force Attachment and Childbearing in Finland." *Demographic Research* 3:177–212.

Appendix Table 1. Earnings accumulated by midlife by gender, childbearing history, and educational attainment: mean and 95 % confidence interval (CI). Gender gap shown as share (%) of men’s earnings. Cohorts born in 1974–75, Finland.

LOW	WOMEN			MEN			GENDER GAP
	Mean	95% CI		Mean	95% CI		
Zero	244	221	266	310	296	324	21
One	296	274	319	488	468	508	39
<i>Early</i>	220	178	262	389	356	422	43
<i>Late</i>	322	297	348	539	515	563	40
Two	330	312	347	591	573	609	44
<i>Early</i>	306	278	333	548	520	575	44
<i>Late</i>	346	324	369	624	601	647	44
≥Three	222	209	235	548	520	575	59
<i>Early</i>	205	190	220	572	549	594	64
<i>Late</i>	256	233	278	627	597	657	59
Total	265	256	274	471	462	481	44

MEDIUM	WOMEN			MEN			GENDER GAP
	Mean	95% CI		Mean	95% CI		
Zero	430	421	439	539	532	546	20
One	449	441	456	701	692	710	36
<i>Early</i>	422	406	437	676	659	693	38
<i>Late</i>	458	449	467	711	700	722	36
Two	445	440	450	773	766	780	42
<i>Early</i>	428	421	435	767	757	777	44
<i>Late</i>	457	450	463	778	769	787	41
≥Three	340	335	345	758	751	766	55
<i>Early</i>	327	322	333	759	750	767	57
<i>Late</i>	371	362	380	758	743	772	51
Total	410	407	413	688	684	692	40

HIGH	WOMEN			MEN			GENDER GAP
	Mean	95% CI		Mean	95% CI		
Zero	639	632	647	745	734	756	14
One	645	638	653	905	892	918	29
<i>Early</i>	594	580	608	893	868	918	33
<i>Late</i>	660	651	669	908	893	923	27
Two	636	632	641	1 003	995	1 011	37
<i>Early</i>	615	608	621	1 028	1 016	1 039	40
<i>Late</i>	654	648	660	983	973	994	34
≥Three	523	517	528	1 021	1 011	1 032	49
<i>Early</i>	507	500	513	1 029	1 017	1 041	51
<i>Late</i>	566	555	578	1 001	980	1 021	43
Total	609	606	612	937	932	942	35

Appendix Table 1 continues

TOTAL	WOMEN			MEN			GENDER GAP
	Mean	95% CI		Mean	95% CI		
Zero	537	531	543	571	565	577	6
One	554	549	560	747	739	754	26
<i>Early</i>	506	495	517	697	682	711	27
<i>Late</i>	570	563	576	766	757	774	26
Two	566	562	569	866	861	871	35
<i>Early</i>	549	544	554	871	863	880	37
<i>Late</i>	579	574	584	862	855	869	33
≥Three	431	427	435	849	842	855	49
<i>Early</i>	418	414	423	852	844	859	51
<i>Late</i>	462	454	470	841	829	853	45
Total	521	518	523	763	760	766	32

Appendix Table 2. Earnings accumulated by midlife by gender, childbearing history, and educational attainment: mean and 95 % confidence interval (CI). Gender gap shown as share (%) of men’s earnings. Cohorts born in 1974–75, Sweden.

LOW	WOMEN			MEN			GENDER GAP
	Mean	95% CI		Mean	95% CI		
Zero	199	180	218	357	342	372	44
One	327	305	349	571	550	592	43
<i>Early</i>	266	227	305	530	493	567	50
<i>Late</i>	351	324	378	594	568	620	41
Two	382	367	397	688	675	701	44
<i>Early</i>	328	304	352	674	654	695	51
<i>Late</i>	423	403	443	702	684	719	40
≥Three	274	260	287	620	604	637	56
<i>Early</i>	248	233	264	600	580	620	59
<i>Late</i>	336	310	363	671	643	700	50
Total	300	291	308	553	544	562	46

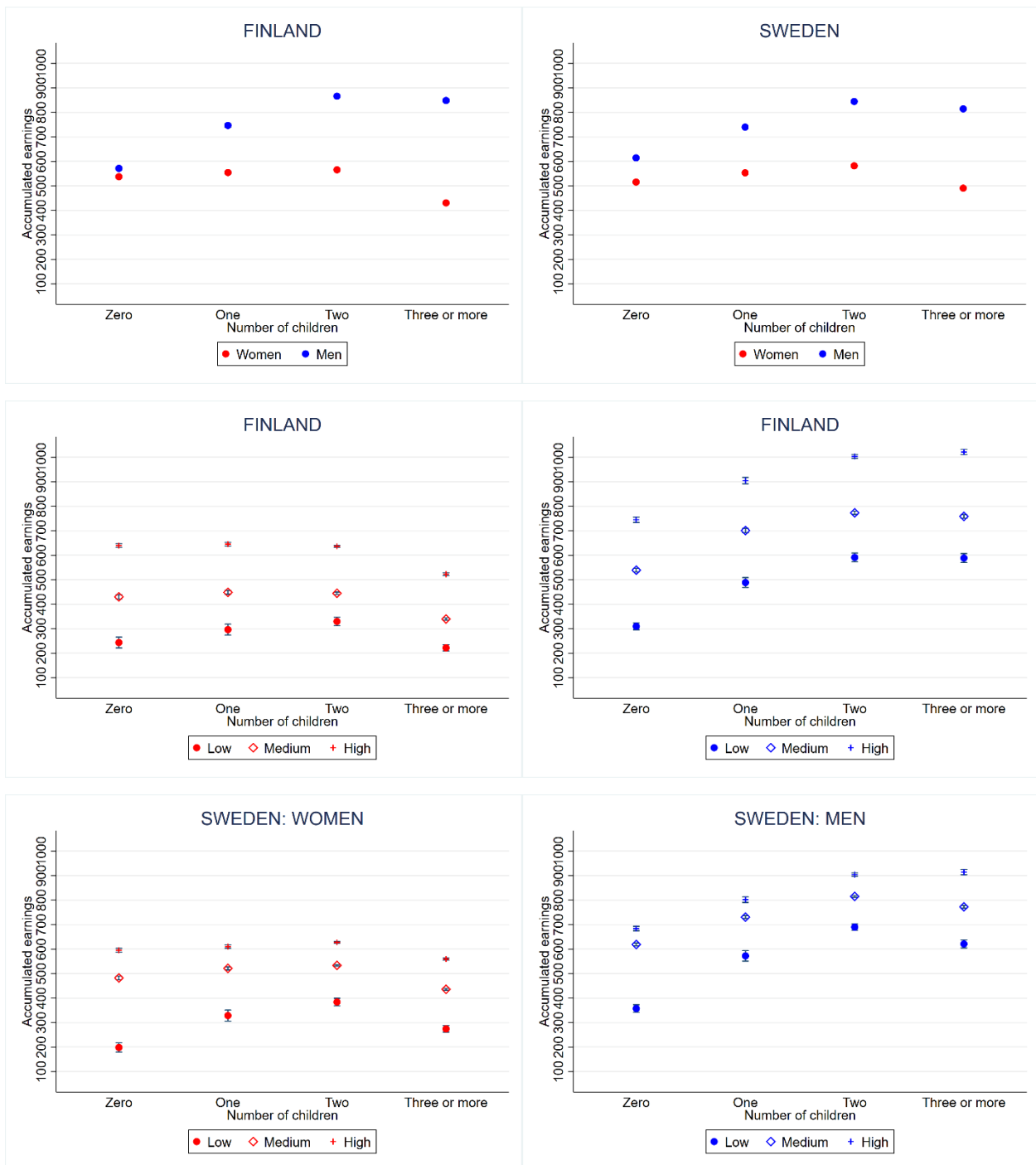
MEDIUM	WOMEN			MEN			GENDER GAP
	Mean	95% CI		Mean	95% CI		
Zero	482	474	489	618	613	624	22
One	520	514	526	729	723	735	29
<i>Early</i>	463	451	474	709	698	721	35
<i>Late</i>	543	536	550	740	733	747	27
Two	533	530	535	812	809	816	34
<i>Early</i>	501	496	505	815	810	820	39
<i>Late</i>	560	556	565	815	810	821	31
≥Three	435	432	439	769	764	774	43
<i>Early</i>	413	409	418	766	759	772	46
<i>Late</i>	498	489	506	790	778	802	37
Total	500	498	502	748	746	751	33

HIGH	WOMEN			MEN			GENDER GAP
	Mean	95% CI		Mean	95% CI		
Zero	590	583	597	681	673	690	13
One	606	600	612	795	785	804	24
<i>Early</i>	572	559	586	831	804	859	31
<i>Late</i>	620	613	628	793	781	805	22
Two	622	619	625	887	882	892	30
<i>Early</i>	601	597	605	924	915	933	35
<i>Late</i>	650	646	655	887	877	896	27
≥Three	556	552	560	888	881	896	37
<i>Early</i>	535	531	540	915	903	927	41
<i>Late</i>	618	608	627	912	890	934	32
Total	601	599	603	838	834	841	28

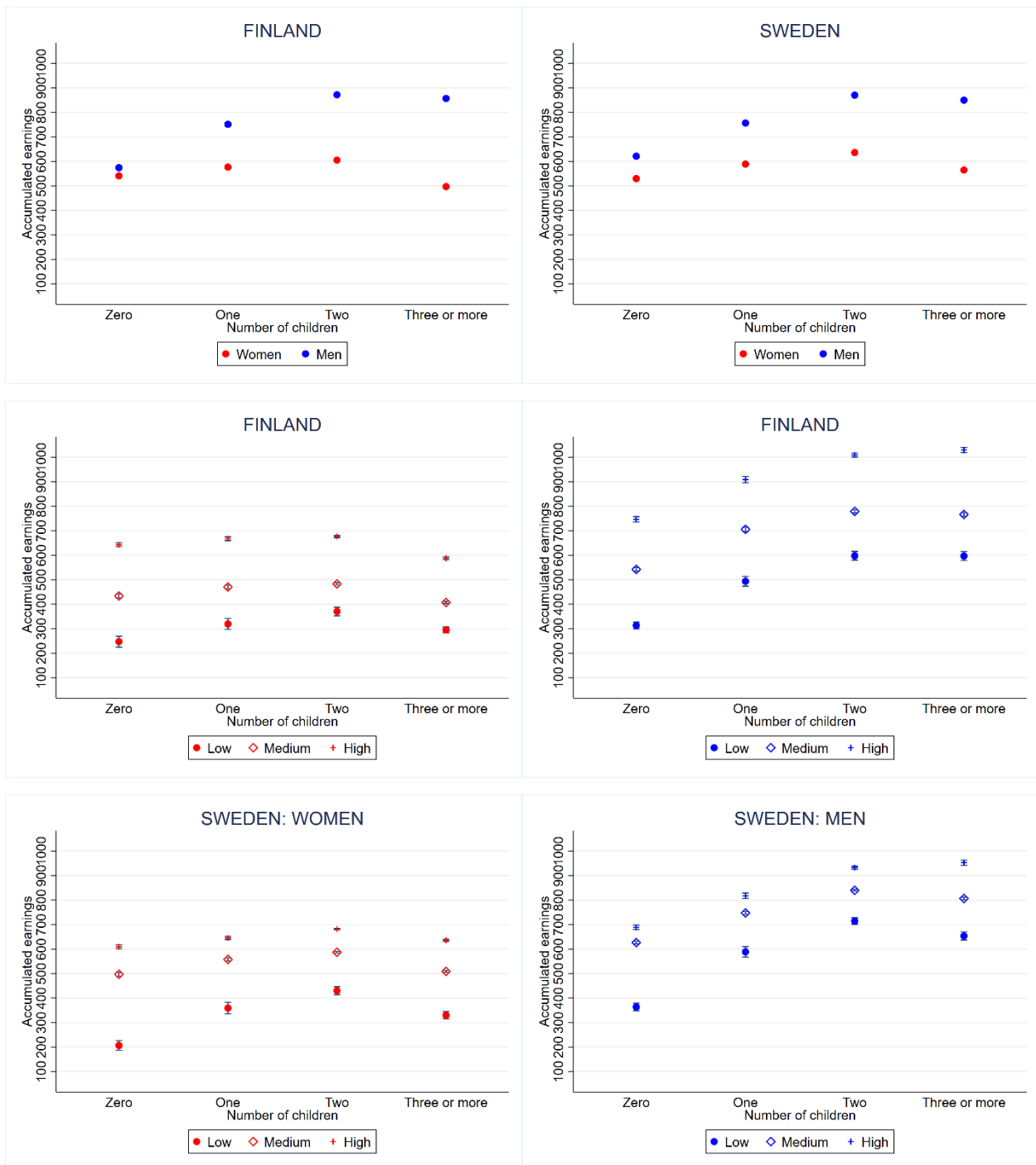
Appendix Table 2 continues

TOTAL	WOMEN			MEN			GENDER GAP
	Mean	95% CI		Mean	95% CI		
Zero	513	507	518	613	609	618	16
One	550	546	555	737	732	742	25
<i>Early</i>	497	488	506	722	711	732	31
<i>Late</i>	606	603	609	838	833	842	28
Two	579	576	581	836	833	839	31
<i>Early</i>	571	566	577	747	741	753	24
<i>Late</i>	467	463	470	809	803	815	42
≥Three	489	486	492	803	799	807	39
<i>Early</i>	553	551	556	852	848	857	35
<i>Late</i>	553	546	559	827	816	838	33
Total	546	544	548	764	762	766	29

Appendix Figure 1. Earnings accumulated by midlife by gender, number of children, and educational attainment. Cohorts born in 1974–75, Finland.



Appendix Figure 2. Earnings accumulated by midlife by gender, number of children, and educational attainment. Cohorts born in 1974–75, Finland. Earnings including employment-based benefits.



Appendix Figure 3. Gender gap in earnings accumulated by midlife by number and timing of children, and educational attainment, cohorts born 1974–75, Finland and Sweden. Earnings including employment-based benefits.

