


Opinion

# Ecosystem consequences of herbicides: the role of microbiome

Suvi Ruuskanen <sup>1,2,\*</sup> Benjamin Fuchs,<sup>3</sup> Riitta Nissinen,<sup>1</sup> Pere Puigbò,<sup>2,4,5</sup> Miia Rainio,<sup>2</sup> Kari Saikkonen,<sup>3</sup> and Marjo Helander<sup>2</sup>

**Non-target organisms are globally exposed to herbicides. While many herbicides – for example, glyphosate – were initially considered safe, increasing evidence demonstrates that they have profound effects on ecosystem functions via altered microbial communities. We provide a comprehensive framework on how herbicide residues may modulate ecosystem-level outcomes via alteration of microbiomes. The changes in soil microbiome are likely to influence key nutrient cycling and plant–soil processes. Herbicide-altered microbiome affects plant and animal performance and can influence trophic interactions such as herbivory and pollination. These changes are expected to lead to ecosystem and even evolutionary consequences for both microbes and hosts. Tackling the threats caused by agrochemicals to ecosystem functions and services requires tools and solutions based on a comprehensive understanding of microbe-mediated risks.**

## Microbes in the Anthropocene

Overexploitation and chemicalization are major drivers of accelerating biodiversity loss – one of the greatest global threats to functions and services in natural and agricultural ecosystems [1]. The heavy use of agrochemicals, such as **herbicides** (see [Glossary](#)), plays a critical role in the contamination, exposing non-target plants, animals, and humans [2]. While many herbicides were initially considered safe for **non-target taxa** as their mechanism of action was thought to be absent in these organisms, it has been understood only recently that herbicides may have profound effects on non-target taxa via alterations of microbial communities and microbial function in soil, plants, and animals [3,4] ([Table 1](#)). Given the imperative role of microbes in driving ecoevolutionary adaptations since the origin of life, and that microbes and their hosts comprise coevolving, multipartite entities, holobionts [5], a comprehensive understanding of the risks associated with altered **microbiomes** is needed [6]. Here, we propose that herbicides can influence natural and agricultural ecosystem functioning due to soil- and host-associated microbiome alteration ([Figure 1](#)) and may have evolutionary consequences. Further, we discuss the limitations in the current literature to address these questions. We focus mainly on terrestrial ecosystems where herbicides are intended to be used, although agrochemicals are known to escape to aquatic environments as well [7]. We address ecosystem processes from molecular biology through physiology to ecological and evolutionary ecosystem processes. Thus, our Opinion, providing a conceptual framework on how sublethal herbicide residues modulate ecological and evolutionary changes in ecosystems, is important to fundamental ecological understanding as well as to applications in agroecological and environmental management.

## Risks of herbicides: global habitat contamination

Global herbicide usage has increased drastically over the past decades, with 1 Mt used every year [8]. Glyphosate is globally the most-used herbicide [9]. Glyphosate is used in agriculture, but, importantly, also in horticulture, silviculture, and urban environments [9], leading to global

## Highlights

Microbes have driven ecoevolutionary adaptations since the origin of life and maintain the welfare of ecosystems today.

Global contamination with herbicides, initially considered safe for non-target taxa, is shown to influence soil, plant, and animal microbiomes.

Changes in microbiomes can have unforeseen effects on organismal and ecosystem functioning and have evolutionary consequences.

A comprehensive understanding of the risks associated with agrochemical-altered microbiomes is needed.

<sup>1</sup>Department of Biological and Environmental Science, University of Jyväskylä, FI-40014 Jyväskylä, Finland

<sup>2</sup>Department of Biology, University of Turku, FI-20014 Turku, Finland

<sup>3</sup>Biodiversity Unit, University of Turku, FI-20014 Turku, Finland

<sup>4</sup>Nutrition and Health Unit, Eurecat Technology Centre of Catalonia, Reus, Catalonia, Spain

<sup>5</sup>Department of Biochemistry and Biotechnology, Rovira I Virgili University, Tarragona, Catalonia, Spain

\*Correspondence: [suvi.k.ruuskanen@jyu.fi](mailto:suvi.k.ruuskanen@jyu.fi) (S. Ruuskanen).



contamination of manmade and natural ecosystems. Other widely used herbicides are, for example, triazines (e.g., atrazine), acetochlor and metolachlor, paraquat, and dicamba [8,10] (Table 1). Residues of herbicides are found in soil, water, non-target plants, animals, and humans [3]. In addition to **active ingredients**, commercial herbicides include **co-formulants**, which can be even more toxic to non-target organisms (Box 1). Herbicides can have non-microbiome-mediated effects on non-target plants and animals, but the effects via altered soil and host-associated microbes are less understood and therefore are our focus.

### How herbicides affect microbes and microbial communities

The effects of herbicides on soil- and host-associated microbes can be either (i) direct, influencing microbe function and survival or (ii) indirect, via the environment or host, depending on the mode of action of the herbicide [4] (Table 1). Glyphosate can influence microbial survival directly as it inhibits the enzyme **5-enolpyruvylshikimate-3-phosphate synthase (EPSPS)** of the shikimate pathway, which produces essential amino acids in both plants and the majority of microbes [15]. Other herbicides directly inhibiting microbial metabolic processes include **acetolactate synthase (ALS)** inhibitor herbicides altering the biosynthesis to branch-chained amino acids, **acetyl-CoA carboxylase (ACC)** inhibitors interfering with fatty acid synthesis, and glutamine inhibitors interfering with nitrogen metabolism [4]. In another group of herbicides, the mode of action does not directly target microbes but targets plant cellular metabolism, such as photosynthesis and plant hormone biosynthesis. Any changes in plant traits, however, can alter the microbiota interacting with plants [16]. Herbicide exposure can ultimately change microbial communities via multiple processes [17] (Figure 1). (i) Microbes differ in their intrinsic susceptibility to herbicides. For example, certain amino acid markers determine the affinity of glyphosate for the target enzymes and thereafter the microbial sensitivity [18,19]. Differences in microbe sensitivity can lead to changes in their abundance under herbicide exposure. (ii) Many microbes can metabolize herbicides and use them as sources of nutrients. Examples include atrazine and glyphosate, which are metabolized by *Pseudomonas* and *Arthrobacter*, acetochlor and dicamba metabolized by *Sphingomonas*, and paraquat metabolized by *Lipomyces* yeast [20]. Therefore, herbicide residues can increase the abundance of herbicide-metabolizing microbes in the community. (iii) Herbicides can cause functional changes in microbes that could cascade to community effects. (iv) All of the abovementioned alterations can further alter microbe–microbe interactions. Healthy microbial communities are able to maintain potential for self-regulation in the long term [21]. Thus, changes due to herbicide exposures can negatively impact community functionality.

### Consequences of herbicide residues for soil processes

Soil- and **rhizosphere**-associated microbes are essential for the capacity of soil to support vital ecosystems. The consequences of herbicide use for soil processes depend on the herbicides' chemical composition, their mode of action, and the microbes' susceptibility to them, as well as edaphic factors and climate. The fate of herbicide and its legacy in soil are difficult to predict because they depend on multiple and/or partly counteracting forces; herbicides affect microbial communities and microbes degrade herbicides, and two processes can be interactively determined by the physical and chemical characteristics of the soils, agricultural management practices, and climatic conditions. Accordingly, the findings on herbicide effects on soil microbiomes have been variable [7,44]. For example, glyphosate (active ingredient) negatively affects shikimate pathways present in the majority of microbes, but their genetic resistance to glyphosate varies [18]. Therefore, some of the resistant and glyphosate-degrading microbes that can use glyphosate as a nutrient source may become prevalent in the microbial community [26]. Similarly, in some environments atrazine may not affect the overall microbial community ([45]; active ingredient), while in other environments it can decrease soil microbial biomass or increase atrazine-degrading bacteria ([46,47]; active ingredient) due to strong selection favoring them, thus leading to atrazine degradation.

### Glossary

**5-Enolpyruvylshikimate-3-phosphate synthase (EPSPS):**

enzyme that is inhibited by glyphosate in many microbes.

**Acetolactate synthase (ALS):** some herbicides inhibit this enzyme pathway also in microbes.

**Acetyl-CoA carboxylase (ACC):** some herbicides inhibit this enzyme pathway also in microbes.

**Active ingredient:** chemical element or compound in a herbicide having specific effects on plant metabolism resulting in plant death.

**Co-formulants:** non-active ingredients in herbicides to increase the efficiency of the product. For example, surfactants are added to reduce surface tension, increasing the emulsifying, spreading, dispersibility, and wetting properties of the liquid.

**Herbicide:** plant protection product that is used to eradicate undesired plants.

**Microbiome:** microorganisms (bacteria, archaea, fungi) and their genes in a particular habitat.

**Mycorrhiza:** symbiotic association between a plant root and a fungus.

**Non-target taxa:** microbe, plant, or animal species that are not targeted with a herbicide.

**Phyllosphere:** aboveground plant surfaces; the largest biologically active surface on Earth, plant–atmosphere interface, and habitat for diverse microbes.

**Rhizosphere:** soil surrounding plant root impacted by plant root exudates and associated microbiota.

Table 1. Examples of studies on the effects of herbicides with different modes of action on soil, plant, and animal microbiomes<sup>a</sup>

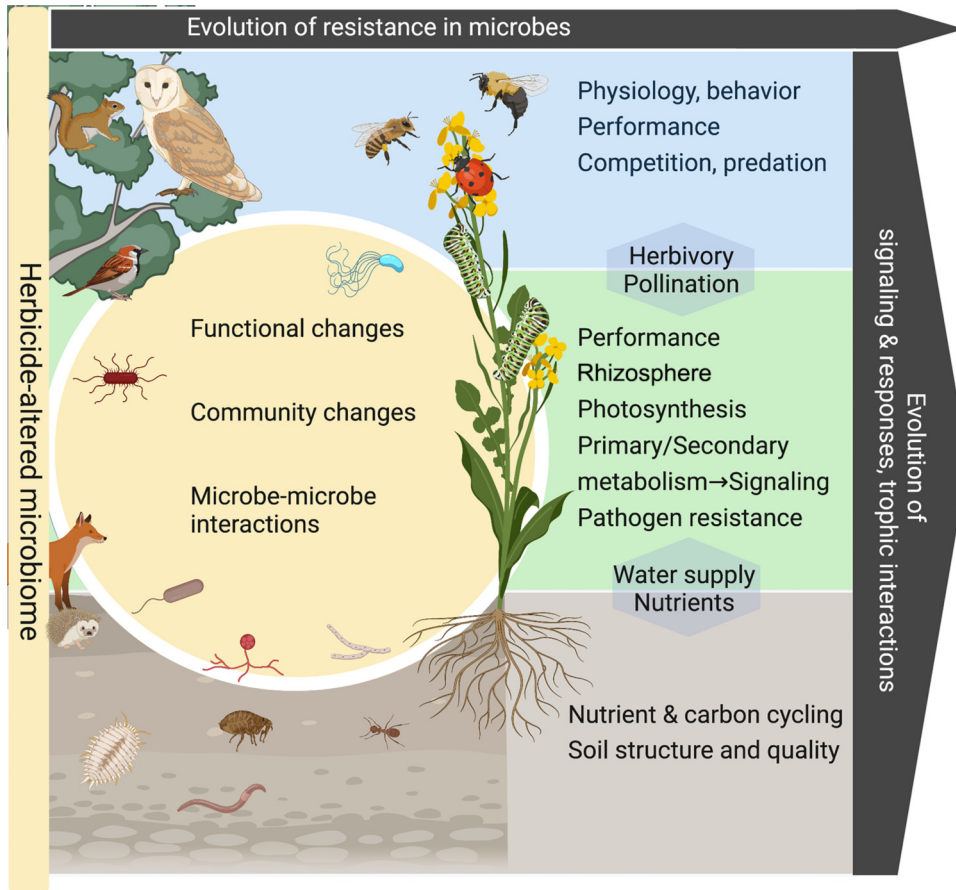
	Herbicide class/model of action	Example of chemical	Effect on microbiome		
			Soil	Plant	Animal
Direct effect on microbes	ACC inhibitors	Diclofop, haloxyfop	Composition, including Sulfur-cycling-associated bacteria [22] <b>F</b>	Rice, <i>Oryza sativa</i> [23] <b>A</b>	–
	ALS inhibitors	Sulfonylureas, imidazolinones, triazolopyrimidines	Community composition [24] <b>A</b>	<i>Arabidopsis</i> [25] <b>A</b>	–
	EPSPS inhibitors	Glyphosate	Microbial functions [26] <b>AF</b>	<i>Arabidopsis</i> [27] <b>A</b>	Japanese quail <i>Coturnix japonica</i> [28] <b>F</b>
	Glutamine synthetase inhibitors	Glufosinate	Community functional response [29] <b>A</b>	Oilseed rape <i>Brassica napus</i> [30] <b>F</b>	Mouse <i>Mus musculus</i> [31] <b>A</b>
Indirect effect on microbes	Auxin-like herbicides	2,4-D, aminopyralid, dicamba	Bacterial diversity [32] <b>F</b>	Rice <i>Oryza sativa</i> <i>L. japonica</i> [33] <b>A</b>	Mouse <i>M. musculus</i> [34] <b>A</b>
	Photosystem II inhibitors	Triazine herbicides	Community structure [35] <b>A</b>	Millet <i>Pennisetum americanum</i> [36] <b>A</b>	Black spotted frog <i>Pelophylax nigromaculatus</i> [37] <b>A</b>
	Photosystem I inhibitors	Bipyridinium herbicides (e.g., diquat, paraquat), diphenyl ether	Nitrogen-fixing bacteria [38] <b>F</b>	Rice <i>O. sativa</i> [39] <b>F</b>	Mouse <i>M. musculus</i> [40] <b>A</b>
	Gibberellin inhibitors	Acetochlor, metolachlor, pendimethalin	Composition, nitrogen-fixing bacteria [41] <b>A</b>	Wheat <i>Triticum aestivum</i> [42] <b>A</b>	Ground beetle <i>Pterostichus melas italicus</i> [43] <b>F</b>

<sup>a</sup>The first four have a mode of action with direct antimicrobial effects, while the latter four affect plant traits, and therefore microbes only indirectly. Our aim is to demonstrate the breadth of microbial processes affected and provide examples across taxa when available, but also to point to missing information in the literature, to our knowledge (marked –). We have further provided information on whether the study used an active ingredient (**A**) of the herbicide or a commercial formulation (**F**).

The potential ecological and evolutionary consequences of glyphosate and other herbicides for microbial soil communities are insufficiently understood [19,48]. Nevertheless, recent studies indicate a negative correlation between pesticide use and beneficial soil- and root-associated microbes ([12,49,50]; active ingredient and commercial formulation) and herbicide-modulated nutrient cycling in soils [13]. For example, the glyphosate molecule contains phosphorus (P) that adds an extra P load to the ecosystem [13]. In addition, herbicides may further affect soil P cycling by competing with phosphate ions for the same binding sites. However, the outcome of this glyphosate–phosphorus interaction in the soil again depends greatly on the soil properties and biotic factors (vegetation type and soil microbial communities), as well as climate and weather conditions.

### Consequences of herbicides on plant–microbe and plant–animal interactions

Herbicide residues may affect a plant and its associated microbes, either individually or in concert as a metagenomic unit. The consequences of sublethal herbicide doses, especially glyphosate, for soil processes are now increasingly recognized, but the effects on plant associated microbiota, plant physiology and subsequent consequences for species interactions remain poorly understood (Figure 1). The negative impact of glyphosate (active ingredient and formulations) on root infectivity, colonization, and the arbuscule density of arbuscular **mycorrhizal** fungi (AMFs) has been repeatedly observed [13,14,49,51]. This has consequences for the water and nutrient economy of plants and may also impact AMF diversity and ecosystem functioning [14]. Far less is known about the impacts of herbicides on ectomycorrhizal fungi, although the majority are potentially sensitive to glyphosate [18] and are known to play a key role in boreal and taiga forest ecosystems. As root-associated



**Trends in Ecology & Evolution**

**Figure 1. Consequences of herbicides for plant–microbe and plant–animal interactions.** Herbicides can directly affect non-target organisms (grey, green, blue), especially microbes (yellow), and cause ecosystem-level changes. Microbes are a significant component of all healthy living organisms. Thus, herbicides can indirectly affect the behavior and performance of organisms. These changes can further shape species interactions and ecosystems (ecological processes: blue arrows) as well as evolutionary processes (black arrows). This figure was created using BioRender (<https://biorender.com/>).

fungi impact their hosts' fitness [52], the selective suppression of fungal associates has the potential to shape plant communities and ecosystems based on them.

Likewise, plant rhizosphere bacterial communities are shaped by herbicide exposure ([50,53]; active ingredient and formulations). While the findings on gross community structures are variable and dependent on the plant host, the experimental system, and exposure levels, studies show a consistent reduction in the relative abundance of nitrogen-fixing bacteria ([54,55]; commercial formulations) and repression in plant-beneficial microbial functions (nitrogen fixation, 1-aminocyclopropane-1-carboxylic acid deaminase, and antifungal enzymes [53]; commercial formulations). As many plant traits, including growth, phenology, and resistance to abiotic stressors and pathogens, are modulated by rhizosphere microbiome, changes in rhizosphere composition and functioning are likely to be reflected in host fitness and growth [50].

In plants, the compounds derived from physiological pathways interfered with by herbicides, such as the shikimate pathway, are essential precursors for many plant defense and signaling metabolites. Therefore, sublethal doses of glyphosate (active ingredient and formulations) can potentially disrupt

### Box 1. Active ingredients and co-formulants

Herbicides used in the field are a combination of the active ingredient and a complex mixture of co-formulants. A compound is classified as active when it is intentionally added for toxicity to target species. However, the active ingredient (e.g., glyphosate) of a herbicide is effective only if it can persist on the leaf surface long enough to penetrate the plant epidermis in variable weather conditions; thus, co-formulants are added to the commercial product to increase the efficiency of the active ingredient. Under the current regulations and laws, usually only the active ingredients are required to be tested for their toxicity to non-target organisms [11]. Furthermore, the co-formulants in a commercial product can vary geographically and over time and are regarded as confidential information.

An increasing number of studies is showing that the effects of commercial herbicide formulations on microbes and other non-target organisms are stronger than the effects of the active ingredient alone [8,12–14]. However, often it is not possible to differentiate whether the results are the outcome of the effect of the active ingredient, the co-formulants, or their combination, because many studies do not adequately explain what commercial formulations they have used. To better understand the ecological and evolutionary consequences of herbicides in natural ecosystems and agroecosystems, we need more well-replicated, field-realistic, and long-term experiments using active ingredients and various commercial formulants.

virtually all plant aboveground (**phyllosphere**) interactions with other coevolving organisms such as pathogens, plant-mutualistic microbes, herbivores, and pollinators [16,50,56,57] (Figure 1). For example, in *Arabidopsis thaliana* glyphosate altered the plant metabolome, causing a change in the core phyllosphere microbiome ([27]; active ingredient). Thus, microbial changes in the phyllosphere may be caused indirectly by changes in the plant metabolome, which may have a substantial impact on plant resilience and is likely to affect ecoevolutionary processes at the field scale [52]. Phytohormones are key regulators of plant metabolite biosynthesis in response to herbivory or microbial infections. Several plant-associated bacteria modulate plant phenotype by biosynthesis and the regulation of phytohormones such as auxins and ethylene [58]. Thus, residues of glyphosate-based herbicides in soil may disrupt the phytohormone homeostasis of plants directly or indirectly via altered microbiome [59]. On a field scale, the persistent effects of pesticides on the plant metabolome may have cascading effects in multitrophic and multispecies networks, with unknown consequences for entire ecosystems and the coevolution of plant–microbe and plant–insect dynamics [16].

Besides altering herbivory, herbicides can reduce pollinator visitation; both may be explained by changes in the volatile organic compounds (VOCs) released by plants [16,59] attracting pollinators and predatory insects. Some VOCs derived, for example, from the shikimate pathway are affected by low glyphosate doses ([60]; active ingredient). It remains to be elucidated to what extent glyphosate-mediated changes in the plant volatilome impact pollination or pest control, but global studies indicate general trends towards decreased ecosystem multifunctionality on agricultural fields managed using pesticides compared with organic farming [61].

### Consequences of herbicides for animal hosts and species interactions

Both gut and skin microbiomes are known to influence animal health, playing key roles in digestion, pathogen resistance, and even neurobehavioral coordination in both invertebrates and vertebrates [5]. Herbicides with direct antimicrobial effects have been shown to influence microbiome composition in invertebrate and vertebrate hosts [3] (Table 1). So far, the studies in terrestrial invertebrates have mainly concentrated on bees (but see [62,63] for effects on beetles and mosquitoes using both active ingredients and formulations). For example, glyphosate (active ingredient) has been shown to increase pathogenic and decrease symbiotic bacteria [64,65], which may affect the susceptibility of bees to viral and fungal pathogens [56,66] with survival effects cascading to the ecosystem level. In addition to direct herbicide exposure, herbicide-altered plant microbiomes and/or metabolomes in plant leaves, pollen, and nectar may alter the exposure and consumption of pollinators and herbivores, which can have cascading effects on their gut microbiomes and, therefore, the health of the pollinators and herbivores [86]. Herbicides also lead to consistent compositional and functional changes in vertebrate models (mice and poultry [3,28,31,56,67]; both active ingredients

and formulations) with associated effects on, for example, endocrine and immune function [3,25]. Furthermore, herbicides proclaimed to lack antimicrobial function have been revealed to affect animal host gut microbiomes (e.g., in beetles, *Drosophila*, frogs, and mice [68–70]) (Table 1; both active ingredients and formulations). For example, low-dose paraquat (active ingredient) exposure remodeled the microbiome of *Drosophila Melanogaster*, simultaneously influencing the adult lifespan [70]. We propose that such effects of non-antimicrobial herbicides could be mediated via alterations of the host physiology, which then drives the changes in the microbiome.

Ultimately, herbicide-driven changes in animal-host gut microbiomes may lead to ecosystem-level changes. For example, altered gut microbiomes may directly affect pathogen resistance, endocrine disruption, and, therefore, the survival/reproduction of animals or cause changes indirectly by altering species–species interactions including pollination/herbivory, competition, or predation. These could result from altered behavior driven by modifications of gut microbiomes [71]. For example, altered gut microbiome and impaired locomotor activity and memory formation were reported in rats exposed prenatally to glufosinate ([31]; active ingredient). Understanding how these physiological and behavioral changes might contribute to organism performance is therefore a key future research challenge. To summarize, any herbicide-mediated change in host microbiome can have complex and unforeseen effects on species associations.

### Evolutionary consequences for microbiomes and how they feed back to ecosystem level

In addition to the resistance of plants to herbicides, which can have cascading effects on ecoevolutionary dynamics [17], a widely known evolutionary consequence of repeated herbicide exposure is selection for increased herbicide resistance in free-living soil bacteria [19] (Box 2; see Figure 1 in Box 2). This can further feed back to the ecosystem level, as the resulting changes in the community composition may influence soil processes; for example, nitrogen and carbon flows [72]. Long-term exposure to herbicides may influence not only microbial evolution but also the evolution of the animal hosts driven via microbes. For example, atrazine (active ingredient) exposure for 85 generations in the wasp *Nasonia vitripennis* led to adaptive changes in the gut and exerted selective pressure on the host genome [68]. These results indicate that herbicide-mediated host–microbiome coadaptation is leading to a new host–genome–microbiome equilibrium. The effects of herbicides on animal-host gut microbiomes can also feed back into soil processes when they influence soil fauna, such as earthworms, contributing to detoxification [73], decomposition, and nutrient cycling [74]. Several herbicides have been found to decrease earthworm microbiome gut diversity ([75,76]; active ingredient and formulations), which may lead to both impaired soil processes and selection on hosts.

### What limits current understanding of ecosystem-level effects?

The lack of published studies limits our understanding of the extent and complexity of the ecosystem and the evolutionary effects of herbicides. First, the co-formulants in herbicides can have additive or synergistic effects that complicate the predicted effects of active ingredients (Box 1) but have not been thoroughly quantified. Second, most studies are conducted in the laboratory or on agriculturally important/model species, which poses several constraints. Model systems in the laboratory fail to capture the breadth of variability inherent in wild coevolving microbes, plants, and animals, their interactions, and their responses to variable environments. Thus, the ecoevolutionary consequences on ecosystems are impossible to quantify in the laboratory. Although mechanisms can be examined in laboratory studies, the dosages and durations of herbicide exposure are challenging to adjust equivalent to the exposure in the natural environment. This holds true, especially, in long-term studies with low chronic exposure levels. Although knowledge on the complex and indirect effects of

**Box 2. Evolution of resistance to glyphosate**

Some species have evolved a variety of mechanisms resistant to glyphosate, including target-site and non-target-site mechanisms [77] (Figure I). Target site susceptibility can be determined based on bioinformatic analyses of amino acid markers in the target protein sequence. The evolution of target site sensitivity to glyphosate has been thoroughly studied through the identification of amino acid markers in the EPSPS active site [18]. Although the phylogenetics and lifestyles of bacteria may determine the potential sensitivity to the glyphosate, the status may easily change by single mutations in the EPSPS active site or via horizontal gene transfer [19]. Moreover, glyphosate may affect additional metabolic pathways, such as the mitochondrial electron transport chain [78–80]; thus, some species may be sensitive to the herbicide even in the presence of the EPSPS-resistant copy of the protein. The exposure hypothesis (i.e., free-living bacteria that are more exposed tend to be more resistant to the herbicides than host-associated and parasitic bacteria) has been suggested for glyphosate based on the analysis of target site mechanisms [19]. However, literature-mining studies suggest that pathogenic bacteria are likely to be more resistant to the herbicide than free-living and host-associated bacteria [3,81], which may be explained by their greater genomic plasticity [82]. Moreover, there are differences in target site sensitivity to glyphosate among animal organs and plant tissues [81]. Further empirical studies are needed to disentangle the association between target and non-target site mechanisms as well as the role of glyphosate and other herbicides in the selection for antimicrobial-resistant bacteria [83–85].

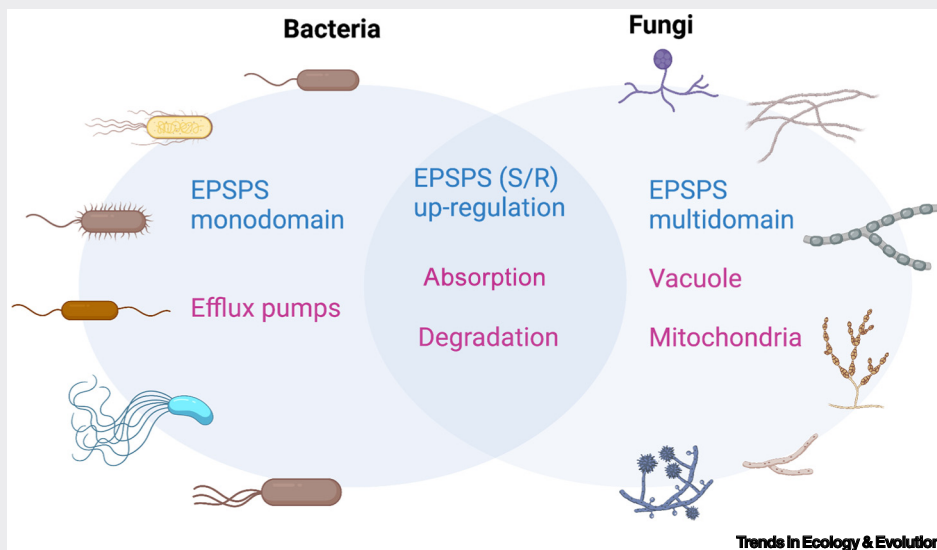


Figure I. Target-site (blue) and non-target-site (purple) mechanisms of sensitivity/resistance (S/R) to glyphosate. This figure was created using BioRender (<https://biorender.com/>). Abbreviation: EPSPS, 5-enolpyruvylshikimate-3-phosphate synthase.

herbicides on microbes is emerging, the empirical studies on the wider ecoevolutionary consequences of the long-term use of herbicides remain lacking.

**Concluding remarks**

The health of microbial communities is extremely important, since they maintain the well-being of ecosystems. By altering microbial communities, herbicides can have far-reaching, long-term, and unforeseen impacts on ecosystems. Therefore, tackling the threats caused by agrochemicals requires tools and solutions based on a comprehensive understanding of microbe-mediated risks (see [Outstanding questions](#)). To truly address and control microbiome-mediated herbicide effects, these must be considered in future assessments of the registration of pesticides that currently do not involve microorganisms.

**Acknowledgments**

S.R., M.H., K.S., and B.F. were funded by the Academy of Finland. M.R. was funded by the Sakari Alhopuro Foundation. P.P. was funded by Turku Collegium for Science and Medicine. We thank all colleagues for fruitful discussions.

**Outstanding questions**

What are the effects of co-formulants in commercial products on microbes and microbial communities?

How do herbicide residues affect soil ecosystem functions, such as nutrient cycling, via changes in microbiomes?

How do herbicide effects on direct and indirect (microbiome mediated) pathways influence species interactions in wild and agricultural ecosystems?

What are the effects of herbicide-modulated microbiomes on ecosystem functions and services?

What are the evolutionary consequences of herbicide-altered changes in ecosystem functions?

## Declaration of interests

The authors declare no interests.

## References

- Maxwell, S.L. *et al.* (2016) Biodiversity: the ravages of guns, nets and bulldozers. *Nature* 536, 143–145
- Wanger, T.C. *et al.* (2020) Integrating agroecological production in a robust post-2020 Global Biodiversity Framework. *Nat. Ecol. Evol.* 4, 1150–1152
- van Bruggen, A.H.C. *et al.* (2021) Indirect effects of the herbicide glyphosate on plant, animal and human health through its effects on microbial communities. *Front. Environ. Sci.* 18, 763917
- Thiour-Mauprivez, C. *et al.* (2019) Effects of herbicide on non-target microorganisms: towards a new class of biomarkers? *Sci. Total Environ.* 20, 314–325
- McFall-Ngai, M. *et al.* (2013) Animals in a bacterial world, a new imperative for the life sciences. *Proc. Natl. Acad. Sci. U. S. A.* 110, 3229–3236
- Weems, E.I. *et al.* (2022) Centering microbes in the emerging role of integrative biology in understanding environmental change. *Integr. Comp. Biol.* 5, 2145–2153
- Zabaloy, M.C. *et al.* (2022) Microbiomes and glyphosate biodegradation in edaphic and aquatic environments: recent issues and trends. *World J. Microbiol. Biotechnol.* 28, 98
- Sharma, A. *et al.* (2019) Worldwide pesticide usage and its impacts on ecosystem. *SN Appl. Sci.* 21, 1446
- Maggi, F. *et al.* (2020) The global environmental hazard of glyphosate use. *Sci. Total Environ.* 717, 137167
- Fernandez-Cornejo, J. *et al.* (2014) *Genetically engineered crops in the United States. Economic Research Report Number 162*, United States Department of Agriculture
- Mesnage, R. *et al.* (2019) Insight into the confusion over surfactant co-formulants in glyphosate-based herbicides. *Food Chem. Toxicol.* 28, 137–145
- Riedo, J. *et al.* (2021) Widespread occurrence of pesticides in organically managed agricultural soils – the ghost of a conventional agricultural past? *Environ. Sci. Technol.* 55, 2919–2928
- Hébert, M.P. *et al.* (2019) The overlooked impact of rising glyphosate use on phosphorus loading in agricultural watersheds. *Front. Ecol. Environ.* 17, 48–56
- Gómez-Molina, E. *et al.* (2020) Glyphosate treatments for weed control affect early stages of root colonization by *Tuber melanosporum* but not secondary colonization. *Mycorrhiza* 30, 725–733
- Helander, M. *et al.* (2012) Glyphosate in northern ecosystems. *Trends Plant Sci.* 17, 569–574
- Fuchs, B. *et al.* (2021) Glyphosate-modulated biosynthesis driving plant defense and species interactions. *Trends Plant Sci.* 26, 312–323
- Iriart, V. *et al.* (2021) Herbicides as anthropogenic drivers of eco-*évo* feedbacks in plant communities at the agro-ecological interface. *Mol. Ecol.* 30, 5406–5421
- Leino, L. *et al.* (2021) Classification of the glyphosate target enzyme (5-enolpyruvylshikimate-3-phosphate synthase) for assessing sensitivity of organisms to the herbicide. *J. Hazard. Mater.* 408, 124556
- Rainio, M.J. *et al.* (2021) Adaptation of bacteria to glyphosate: a microevolutionary perspective of the enzyme 5-enolpyruvylshikimate-3-phosphate synthase. *Environ. Microbiol. Rep.* 13, 309–316
- Huang, X. *et al.* (2017) Microbial catabolism of chemical herbicides: microbial resources, metabolic pathways and catabolic genes. *Pestic. Biochem. Physiol.* 143, 272–297
- Bender, S.F. *et al.* (2016) Underground revolution: biodiversity and soil ecological engineering for agricultural sustainability. *Trends Ecol. Evol.* 31, 440–452
- Darine, T. *et al.* (2015) Fluzifop-P-butyl (herbicide) affects richness and structure of soil bacterial communities. *Soil Biol. Biochem.* 81, 89–97
- Qian, H. *et al.* (2018) Interacting effect of diclofop-methyl on the rice rhizosphere microbiome and denitrification. *Pestic. Biochem. Physiol.* 146, 90–96
- Valle, A. *et al.* (2006) The microbial degradation of azimsulfuron and its effect on the soil bacterial community. *J. Appl. Microbiol.* 101, 443–452
- Zheng, B. *et al.* (2022) Regulatory effect of imazethapyr on *Arabidopsis thaliana* growth and rhizosphere microbial community through multiple generations of culture. *Plant Soil* 473, 625–637
- Chávez-Ortiz, P. *et al.* (2022) Glyphosate-based herbicides alter soil carbon and phosphorus dynamics and microbial activity. *Appl. Soil Ecol.* 169, 104256
- Ke, M. *et al.* (2022) Leaf metabolic influence of glyphosate and nanotubes on the *Arabidopsis thaliana* phyllosphere. *J. Environ. Sci.* 106, 66–75
- Ruuskanen, S. *et al.* (2020) Glyphosate-based herbicides influence antioxidants, reproductive hormones and gut microbiome but not reproduction: a long-term experiment in an avian model. *Environ. Pollut.* 266, 115108
- Dennis, P.G. *et al.* (2018) The effects of glyphosate, glufosinate, paraquat and paraquat-diquat on soil microbial activity and bacterial, archaeal and nematode diversity. *Sci. Rep.* 8, 2119
- Sessitsch, A. *et al.* (2005) Activity of microorganisms in the rhizosphere of herbicide treated and untreated transgenic glufosinate-tolerant and wildtype oilseed rape grown in containment. *Plant Soil* 266, 105–116
- Dong, T. *et al.* (2020) Prenatal exposure to glufosinate ammonium disturbs gut microbiome and induces behavioral abnormalities in mice. *J. Hazard. Mater.* 389, 122152
- Aguar, L.M. *et al.* (2020) Influence of 2,4-D residues on the soil microbial community and growth of tree species. *Int. J. Phytoremediation* 22, 69–77
- Chen, S. *et al.* (2017) Diclofop-methyl affects microbial rhizosphere community and induces systemic acquired resistance in rice. *J. Environ. Sci.* 51, 352–360
- Tu, P. *et al.* (2019) Subchronic low-dose 2,4-D exposure changed plasma acylcarnitine levels and induced gut microbiome perturbations in mice. *Sci. Rep.* 9, 4363
- Jia, W. *et al.* (2021) Bioaugmentation of atrazine-contaminated soil with *Paenarthrobacter* sp. strain AT-5 and its effect on the soil microbiome. *Front. Microbiol.* 12, 771463
- Cao, B. *et al.* (2018) Insight into the variation of bacterial structure in atrazine-contaminated soil regulating by potential phytoremediator: *Pennisetum americanum* (L.) K. Schum. *Front. Microbiol.* 9, 864
- Zhao, Q. *et al.* (2021) Effects of atrazine short-term exposure on jumping ability and intestinal microbiota diversity in male *Pelophylax nigromaculatus* adults. *Environ. Sci. Pollut. Res.* 28, 36122–36132
- Mohamed, M. *et al.* (2021) Effects of pesticides use (glyphosate & paraquat) on biological nitrogen fixation. *Water Air Soil Pollut.* 232, 419
- Nahi, A. *et al.* (2016) Effects of Sb16 bacterial strain and herbicides on endophytic bacterial populations and growth of aerobic rice. *Plant Soil Environ.* 62, 453–459
- Li, Y. *et al.* (2022) Impacts of early-life paraquat exposure on gut microbiota and body weight in adult mice. *Chemosphere* 291, 133135
- Yu, J. *et al.* (2022) Divergent modulation of land use-driven changes in soil properties and herbicide acetochlor application on soil nitrogen cycling. *Soil Tillage Res.* 215, 105231
- Qu, Q. *et al.* (2021) Effects of S-metolachlor on wheat (*Triticum aestivum* L.) seedling root exudates and the rhizosphere microbiome. *J. Hazard. Mater.* 411, 125137
- Giglio, A. *et al.* (2021) Gut microbial community response to herbicide exposure in a ground beetle. *J. Appl. Entomol.* 145, 986–1000
- Nguyen, N.K. *et al.* (2018) Large variation in glyphosate mineralization in 21 different agricultural soils explained by soil properties. *Sci. Total Environ.* 627, 544–552
- Yale, R.L. *et al.* (2017) Microbial changes linked to the accelerated degradation of the herbicide atrazine in a range of temperate soils. *Environ. Sci. Pollut. Res. Int.* 24, 7359–7374
- Bonfleur, E.J. *et al.* (2015) The effects of glyphosate and atrazine mixture on soil microbial population and subsequent impacts on their fate in a tropical soil. *Water Air Soil Pollut.* 226, 21

47. Fernandes, A.F.T. *et al.* (2020) Impact of atrazine exposure on the microbial community structure in a Brazilian tropical latosol soil. *Microbes Environ.* 35, ME19143
48. Nguyen, D.B. *et al.* (2016) Impact of glyphosate on soil microbial biomass and respiration: a meta-analysis. *Soil Biol. Biochem.* 92, 50–57
49. Helander, M. *et al.* (2018) Glyphosate decreases mycorrhizal colonization and affects plant–soil feedback. *Sci. Total Environ.* 642, 285–291
50. Ramirez-Villacis, D.X. *et al.* (2020) Root microbiome modulates plant growth promotion induced by low doses of glyphosate. *mSphere* 5, e00484-20
51. Druille, M. *et al.* (2013) Glyphosate reduces spore viability and root colonization of arbuscular mycorrhizal fungi. *Appl. Soil Ecol.* 64, 99–103
52. Saikkonen, K. *et al.* (2020) Toward comprehensive plant microbiome research. *Front. Ecol. Evol.* 8, 61
53. Lu, G.H. *et al.* (2018) Identification of major rhizobacterial taxa affected by a glyphosate-tolerant soybean line via shotgun metagenomic approach. *Genes* 9, 214
54. Zobiole, L.H.S. *et al.* (2011) Glyphosate affects micro-organisms in rhizospheres of glyphosate-resistant soybeans. *J. Appl. Microbiol.* 110, 118–127
55. Lorch, M. *et al.* (2021) Repeated annual application of glyphosate reduces the abundance and alters the community structure of soil culturable pseudomonads in a temperate grassland. *Agric. Ecosyst. Environ.* 319, 107503
56. Daisley, B.A. *et al.* (2022) Deteriorating microbiomes in agriculture – the unintended effects of pesticides on microbial life. *Microbiome Res. Rep.* 1, 6
57. Zabalza, A. *et al.* (2017) The pattern of shikimate pathway and phenylpropanoids after inhibition by glyphosate or quinate feeding in pea roots. *Pestic. Biochem. Physiol.* 141, 96–102
58. Kunkel, B.N. and Harper, C.P. (2018) The roles of auxin during interactions between bacterial plant pathogens and their hosts. *J. Exp. Bot.* 69, 245–254
59. Fuchs, B. *et al.* (2022) A glyphosate-based herbicide in soil differentially affects hormonal homeostasis and performance of non-target crop plants. *Front. Plant Sci.* 12, 787958
60. D'Alessandro, M. *et al.* (2006) The role of indole and other shikimic acid derived maize volatiles in the attraction of two parasitic wasps. *J. Chem. Ecol.* 32, 2733–2748
61. Wittwer, R.A. *et al.* (2021) Organic and conservation agriculture promote ecosystem multifunctionality. *Sci. Adv.* 7, eabg6995
62. Gómez-Gallego, C. *et al.* (2020) Glyphosate-based herbicide affects the composition of microbes associated with Colorado potato beetle (*Leptinotarsa decemlineata*). *FEMS Microbiol. Lett.* 367, fnaa050
63. Gao, X. *et al.* (2021) Glyphosate exposure disturbs the bacterial endosymbiont community and reduces body weight of the predatory ladybird beetle *Harmonia axyridis* (Coleoptera: Coccinellidae). *Sci. Total Environ.* 790, 147847
64. Motta, E.V.S. *et al.* (2018) Glyphosate perturbs the gut microbiota of honey bees. *Proc. Natl. Acad. Sci. U. S. A.* 115, 10305–10310
65. Motta, E.V.S. and Moran, N.A. (2020) Impact of glyphosate on the honey bee gut microbiota: effects of intensity, duration, and timing of exposure. *mSystems* 5, e00268-20
66. Castelli, L. *et al.* (2021) Impact of chronic exposure to sublethal doses of glyphosate on honey bee immunity, gut microbiota and infection by pathogens. *Microorganisms* 9, 845
67. Chiu, K.R. *et al.* (2020) The impact of environmental chemicals on the cut microbiome. *Toxicol. Sci.* 176, 253–284
68. Wang, G.H. *et al.* (2020) Changes in microbiome confer multi-generational host resistance after sub-toxic pesticide exposure. *Cell Host Microbe* 27, 213–224.e7
69. Brown, J.B. *et al.* (2021) An integrated host–microbiome response to atrazine exposure mediates toxicity in *Drosophila*. *Commun. Biol.* 4, 1324
70. Obata, F. *et al.* (2018) Early-life exposure to low-dose oxidants can increase longevity via microbiome remodelling in *Drosophila*. *Nat. Commun.* 9, 975
71. Saaristo, M. *et al.* (2018) Direct and indirect effects of chemical contaminants on the behaviour, ecology and evolution of wildlife. *Proc. Biol. Sci.* 285, 10
72. Meena, R.S. *et al.* (2020) Impact of agrochemicals on soil microbiota and management: a review. *Land* 9, 34
73. Han, L. *et al.* (2021) Earthworms accelerated the degradation of the highly toxic acetochlor *S*-enantiomer by stimulating soil microbiota in repeatedly treated soils. *J. Hazard. Mater.* 420, 126669
74. Hoang, D.T.T. *et al.* (2017) Rolling in the deep: priming effects in earthworm biopores in topsoil and subsoil. *Soil Biol. Biochem.* 114, 59–71
75. Chang, X. *et al.* (2021) Exposure to fomesafen alters the gut microbiota and the physiology of the earthworm *Pheretima guillelmi*. *Chemosphere* 284, 131290
76. Astaykina, A. *et al.* (2022) Effects of three pesticides on the earthworm *Lumbricus terrestris* gut microbiota. *Front. Microbiol.* 13, 853535
77. Gaines, T.A. *et al.* (2020) Mechanisms of evolved herbicide resistance. *J. Biol. Chem.* 295, 10307–10330
78. Burchfield, S.L. *et al.* (2019) Acute exposure to a glyphosate-containing herbicide formulation inhibits complex II and increases hydrogen peroxide in the model organism *Caenorhabditis elegans*. *Environ. Toxicol. Pharmacol.* 66, 36–42
79. Gomes, M.P. and Juneau, P. (2016) Oxidative stress in duckweed (*Lemna minor* L.) induced by glyphosate: Is the mitochondrial electron transport chain a target of this herbicide? *Environ. Pollut.* 218, 402–409
80. Nerozzi, C. *et al.* (2020) Effects of Roundup and its main component, glyphosate, upon mammalian sperm function and survival. *Sci. Rep.* 10, 11026
81. Puigbò, P. *et al.* (2022) Does glyphosate affect the human microbiota? *Life (Basel)* 12, 707
82. Bote, K. (2019) Minimum inhibitory concentration of glyphosate and of a glyphosate-containing herbicide formulation for *Escherichia coli* isolates – differences between pathogenic and non-pathogenic isolates and between host species. *Front. Microbiol.* 10, 11
83. Raouf, D. *et al.* (2021) Role of glyphosate in the emergence of antimicrobial resistance in bacteria? *J. Antimicrob. Chemother.* 76, 1655–1667
84. Wang, P. *et al.* (2011) Susceptibility of extended-spectrum-beta-lactamase-producing Enterobacteriaceae according to the new CLSI breakpoints. *J. Clin. Microbiol.* 49, 3127–3131
85. Kurenbach, B. *et al.* (2018) Agrichemicals and antibiotics in combination increase antibiotic resistance evolution. *PeerJ* 6, e5801
86. Hongwei, L. *et al.* (2019) An ecological loop: host microbiomes across multitrophic interactions. *Trends Ecol. Evol.* 34, 12