

Engagement with patients' sexual problems: a comparative study among general practitioners and obstetrician-gynecologists

Anna Aromaa, MD,^{1,2} Katja Kero, PhD,^{2,3} Sanna-Mari Manninen, PhD,^{2,4}
Tero Vahlberg, MSc,⁵ and Päivi Polo-Kantola, PhD^{2,3}

Abstract

Objectives: Even though good sexual health is an important part of well-being, the evaluation of patients' sexual problems is not necessarily routine for physicians. We compared engagement (attitudes, barriers to bringing up, and practice patterns) with patients' sexual problems among general practitioners (GPs) and obstetrician-gynecologists (OB/GYNs) with special regard for the sex and age of the physician.

Methods: A web-based questionnaire was used for data collection from 2 samples of physicians. The completed questionnaires from 402 GPs and 299 OB/GYNs were eligible for analysis. In the statistical analysis, the GPs were compared with the OB/GYNs as entire groups with multivariable binary logistic regression adjusted for sex and age. In addition, interaction and subgroup analysis by sex and age groups were both carried out.

Results: Both GPs and OB/GYNs considered treating sexual problems to be an important health care practice. However,

compared with the OB/GYNs, the GPs were less likely to inquire about sexual problems during general medical history-taking [adjusted odds ratio (aOR): 0.23, 95% CI: 0.16-0.33, $P < 0.0001$] and more likely to consider diagnosing female sexual problems as being difficult (aOR: 2.44, 95% CI: 1.73-3.44, $P < 0.0001$). Compared with the OB/GYNs, the GPs were more likely to report having barriers—for example, “shortness of the appointment time” (aOR: 2.36, 95% CI: 1.53-3.63, $P < 0.0001$), “personal attitudes and beliefs” (aOR: 2.07, 95% CI: 1.41-3.67, $P = 0.001$), and “lack of knowledge about sexual medicine” (aOR: 2.05, 95% CI: 1.36-3.10, $P = 0.001$).

Conclusions: Both GPs and OB/GYNs considered the treatment of sexual problems to be an important health care practice; however, the engagement with patients' sexual problems among GPs was less structured.

Key Words: Attitude, General practitioner, Obstetrician-gynecologist, Practice pattern, Questionnaire, Sexual problem.

(*Menopause* 2025;32:000–000)

Received for publication January 16, 2025; accepted February 5, 2025.

From the ¹Department of Obstetrics and Gynecology, Satasairaala Central Hospital, the Wellbeing Services County of Satakunta, Pori; ²Department of Obstetrics and Gynecology, University of Turku; ³Department of Obstetrics and Gynecology, Turku University Hospital, Turku; ⁴Department of Health Promotion, Metropolia University of Applied Sciences, Helsinki; and ⁵Department of Biostatistics, University of Turku and Turku University Hospital, Turku, Finland.

Funding/support: This study was financially supported by the Finnish Cultural Foundation, Satakunta Regional Fund (75221494; A.A.), and Satasairaala Central Hospital, the Wellbeing Services County of Satakunta (141/2023; 2024-964; state research funding, A.A.).

Financial disclosure/conflicts of interest: None reported.

P.P.K.: 2009 NAMS Menopause a Sleep Research Award in perimenopausal and postmenopausal women.

A.A. is the principal investigator and main writer of this paper. K.K. and P.P.K. are the leaders of the Sexual Medicine Education (SexMEDu) study and are coinvestigators and cowriters for the present paper. S.M.M. is a coinvestigator and cowriter. T.V. is the statistician for this study.

Address correspondence to: Anna Aromaa, MD, Department of Obstetrics and Gynecology, Satasairaala Central Hospital, Sairaalan tie 3, Pori 28500, Finland. E-mail: amenor@utu.fi

Copyright © 2025 The Author(s). Published by Wolters Kluwer Health, Inc. This is an open access article distributed under the Creative Commons Attribution License 4.0 (CCBY), which permits unrestricted use, distribution, and reproduction in any medium, provided the original work is properly cited.

eISSN: 1530-0374

DOI: 10.1097/GME.0000000000002551

Sexual health is often ignored or passed over for other health care problems. Asking about patients' sexual problems within general history taking is not usually routine for physicians.¹⁻³ Nevertheless, both physicians^{1,3-5} and patients^{6,7} regard sexual health as essential. According to patients, physicians infrequently assess sexual issues,^{8,9} yet most patients agree that health care personnel should inquire regularly about sexual health.^{4,6,10} Both obstetrician-gynecologists (OB/GYNs)¹¹ and general practitioners (GPs)^{12,13} are often the first physicians to be contacted regarding sexual concerns. According to a U.S. study among women seeking help for sexual problems, a plurality, 42%, consulted an OB/GYN, and the second most, 24%, consulted a GP.¹⁴

Studies evaluating the engagement with sexual problems with regard to physician specialty are limited. In a U.S. study with 383 patients, GPs were reported to ask about sexual health less frequently than OB/GYNs.⁶ In another U.S. study among 416 physicians (family practice, internal medicine, OB/GYN, pediatrics, and others), GPs reported a lower frequency of taking a sexual history compared with OB/GYNs.¹⁵ Further, in a U.S. study among 257 GPs and 248 OB/GYNs, GPs reported more

barriers to initiating dialogs about sexual health.¹⁶ Previous studies show sex and age differences in attitudes and practice patterns in sexual medicine. Some studies,^{2,15,17} but not all,^{3,13,18} found female physicians to be more active in assessing sexual issues. Likewise, younger OB/GYNs have been shown to be more active in sexual history taking.^{2,17} However, one previous study among GPs showed no such age-related difference.¹³

Given this context, in the present study, we compared attitudes, barriers, and practice patterns regarding the engagement with patients' sexual problems by GPs and OB/GYNs with special regard to the sex and age of the physicians. We hypothesized that the management of sexual problems is more routine for OB/GYNs, as obstetrics and gynecology encompass hormones, fertility, and reproductive organs, which are highly relevant to sexuality. The results of our study can be used to enhance and allocate education on sexual medicine.

METHODS

Participants and data collection

This study was part of the Finnish Sexual Medicine Education study, which investigated practice patterns and levels of education in sexual medicine in Finland.

Detailed data collection methods are described in our previous articles.^{19,20} The responses from the GPs and the OB/GYNs were compared. The GP participants were a random sample of GPs who were current members of the Finnish Medical Association and indicated that a municipal health center was their primary workplace. In accordance with the Finnish Medical Association's policy, contact information was restricted to 1,000 Finnish GPs. Of the GP respondents, 75 were excluded because they reported not being among the target group (they were retired or in another specialty). The OB/GYN participants were recruited through the registry of the Finnish Society of Obstetrics and Gynecology. Of the 1,212 OB/GYN respondents, 29 were excluded because they reported not being among the target group (not working as clinicians) or possibly double-answered. The completed questionnaires from 402 GPs and 299 OB/GYNs were eligible for analysis (Fig. 1). Basic characteristics of the respondents are shown in Table 1. For statistical analysis, respondents were divided by sex (female; male) and age (young, <40 y; middle-aged, 40-49 y; and late middle-aged, ≥ 50 y).

Questionnaires

The study questionnaires were adapted from the Portuguese SEXOS study questionnaire^{23,24} by permission, and also described in our previous studies,^{19,20} including the following 2 fields:

A) Attitudes and practice patterns in the treatment of sexual problems (4 items).

Each item was rated on a 5-point scale defined as follows: 1 = "totally disagree," 2 = "disagree," 3 = "agree," 4 = "totally agree," and 5 = "cannot say."

1. Treating sexual problems is an important health care practice.
2. Diagnosing female sexual problems is difficult.

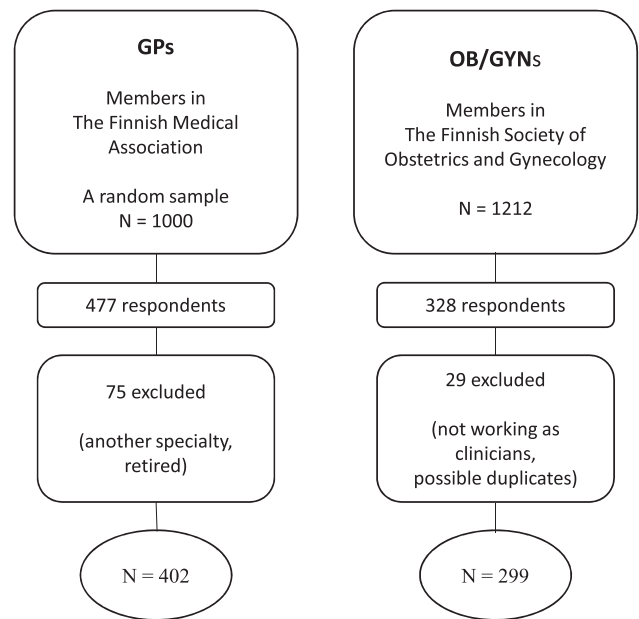


FIG. 1. Flowchart of the study. GP, general practitioner; OB/GYN, obstetrician-gynecologist.

3. I often inquire about sexual problems during general medical history taking.
4. My organization has specific instructions for where to refer patients with sexual problems for continued care. And 2 separate questions:
 - a. When taking a patient's sexual history, do you ask how satisfied the patient is with their sexual life? "Always"/"Usually"/"Seldom"/"Never."
 - b. How do you usually conduct sexual history taking? (You can choose more than one option). "Open conversation"/"Structured interview"/"A questionnaire"/"I do not take a sexual history."
- B) Barriers to bringing up sexual problems.

Each item was rated on a 5-point scale defined as follows: 1 = "not at all," 2 = "some," 3 = "much," 4 = "very much," and 5 = "cannot say."

TABLE 1. Basic characteristics

	GPs (N = 402)	OB/GYNs (N = 299)
Age (Y): mean (SD)	45.0 (10.7)	47.1 (11.0)
Age (Y): range	27-65	28-74
Age (Y)	n (%)	n (%)
Young (<40)	147 (36)	82 (27)
Middle-aged (40-49)	111 (28)	107 (36)
Late middle-aged (≥ 50)	144 (36)	110 (37)
Sex		
Female	302 (75) ^a	278 (93) ^b
Male	100 (25)	21 (7)

GP, general practitioner; OB/GYN, obstetrician-gynecologist.

^aCorresponding to the sex distribution of Finnish GPs in municipal health centers (65% female).²¹

^bCorresponding to the sex distribution of Finnish OB/GYN specialists (87% female).²²

Bringing up sexual problems with patients is hindered by:

1. Shortness of the appointment time.
2. Sexual problem not being a priority in the appointment.
3. Personal attitudes and beliefs.
4. Personal discomfort when addressing sexual problems.
5. Lack of knowledge about sexual medicine.
6. Lack of experience with sexual medicine.
7. Lack of effective treatment for sexual problems.
8. Fear of failing to respond to patients' sexual problems.
9. Disability of the patient.

The web-based questionnaires were programmed to not proceed in case of a missing answer, ensuring that every submitted questionnaire was complete.

Statistical analysis

The data are described using frequencies (percentages). In the analyses, each item in fields A and B was dichotomized [A (items 1-4): "totally agree" or "agree" vs "totally disagree" or "disagree"; and B: "very much" or "much" vs "not at all" or "some"]. Question 5 in field A was dichotomized as "always" or "usually" versus "never" or "seldom." "Cannot say" responses in field A in items 1-4 and in field B were omitted from the analyses. Question 6 in field A was a multiple-choice question.

First, GPs and OB/GYNs were compared as entire groups. In the 2 fields of interest (A and B), multivariable binary logistic regression was carried out with adjustment for sex (female/male) and age (<40/40-49/≥50 y). For both fields, each question was examined separately. Second, interaction analysis was carried out to investigate

whether the associations of specialty (GPs vs OB/GYNs) on the outcomes were different between sex or age groups. Finally, GPs were compared with OB/GYNs in the subgroups of sex and age. The results are presented as adjusted odds ratios (aORs) with 95% CIs. *P* values <0.05 were considered statistically significant. Statistical analyses were performed using the SAS System for Windows, version 9.4 (SAS Institute Inc.).

Ethical approval

The Sexual Medicine Education study respects the Declaration of Helsinki in terms of ensuring the participants' anonymity and obtaining their informed consent. The study protocol was reviewed and approved by the ethics committee of the University of Turku (44/2017). Replying to the questionnaire implied consent, which was made clear to the respondents in the introduction of the questionnaire.

RESULTS

Attitudes and practice patterns in the treatment of sexual problems

The results showing attitudes and practice patterns in the treatment of sexual problems are presented in Figure 2 and Table 2. Both GPs and OB/GYNs considered treating sexual problems to be an important health care practice, with no differences according to sex or age. However, compared with OB/GYNs, GPs were less likely to inquire about sexual problems during general medical history taking. In diagnosing female sexual problems, GPs were more likely to consider diagnosing as difficult.

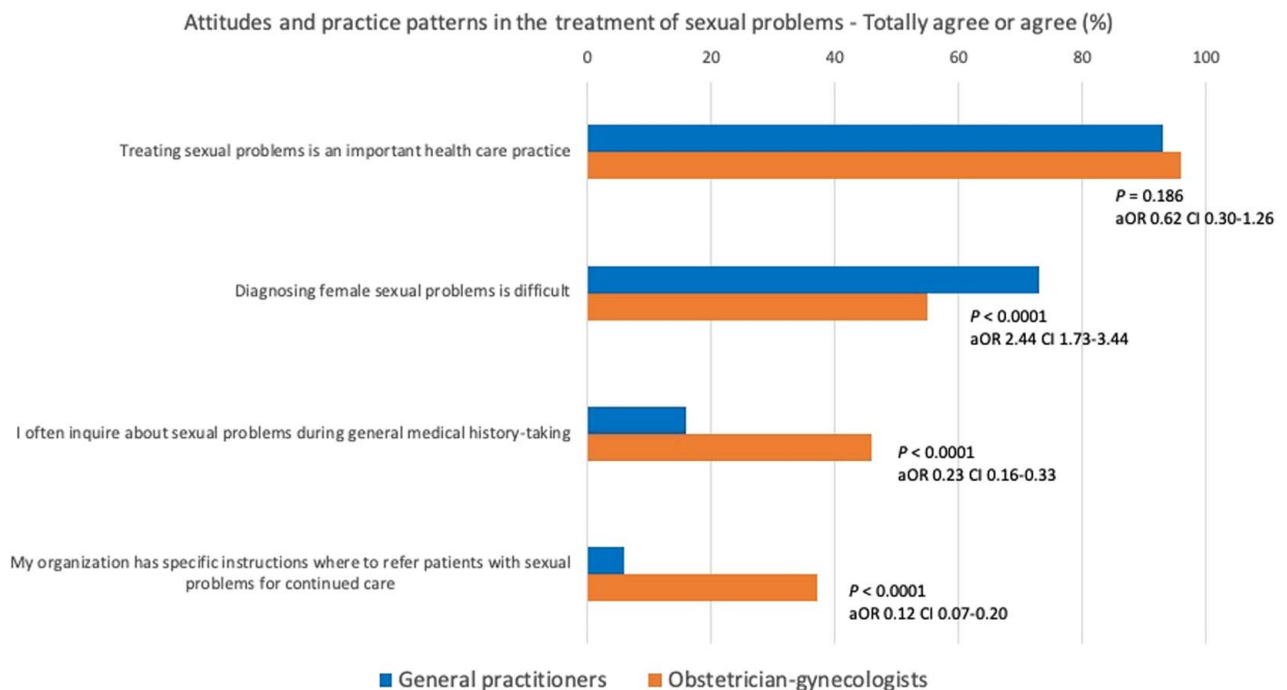


FIG. 2. Attitudes and practice patterns in the treatment of sexual problems. aOR, adjusted odds ratio; CI, confidence interval.

TABLE 2. Attitudes and practice patterns in the treatment of sexual problems

	Totally agree or agree aOR (95% CI) GP (N/total) vs OB/GYN (N/total)			
	Treating sexual problems is an important health care practice	Diagnosing female sexual problems is difficult	I often inquire about sexual problems during general medical history taking	My organization has specific instructions where to refer patients with sexual problems for continued care
Female (<i>P</i>) ^a	0.227	0.0001	0.0001	0.0001
GP vs OB/GYN	0.62 (0.29-1.35) 283/301 vs 265/276	2.25 (1.56-3.26) 207/278 vs 149/262	0.24 (0.16-0.35) 48/299 vs 124/277	0.12 (0.07-0.21) 18/286 vs 94/258
Male (<i>P</i>) ^a	0.468	0.001	0.001	0.0003
GP vs OB/GYN	0.45 (0.05-3.87) 20/21 vs 90/100	6.10 (2.04-18.28) 60/87 vs 6/21	0.17 (0.06-0.48) 17/98 vs 12/21	0.07 (0.02-0.29) 6/92 vs 8/20
Age <40 (<i>P</i>) ^b	0.241	0.185	<0.0001	<0.0001
GP vs OB/GYN	0.39 (0.08-1.88) 138/147 vs 78/80	1.54 (0.81-2.90) 97/130 vs 50/76	0.16 (0.08-0.34) 13/146 vs 31/82	0.10 (0.04-0.30) 5/137 vs 20/76
Age 40-49 (<i>P</i>) ^b	0.295	0.001	<0.0001	<0.0001
GP vs OB/GYN	0.53 (0.17-1.73) 102/111 vs 102/107	3.06 (1.54-6.06) 75/100 vs 58/100	0.26 (0.13-0.51) 20/108 vs 47/106	0.11 (0.05-0.27) 10/107 vs 43/102
Age ≥50 (<i>P</i>) ^b	0.825	<0.0001	<0.0001	<0.0001
GP vs OB/GYN	0.88 (0.27-2.81) 135/143 vs 105/110	3.15 (1.84-5.41) 95/135 vs 47/107	0.25 (0.15-0.44) 32/143 vs 58/110	0.12 (0.05-0.26) 9/134 vs 39/100

The “cannot say” responses were omitted from the analyses. In each question the responses “totally agree” or “agree” / the number of analyzed responses are shown in the lower column.

aOR >1 indicates higher agreement with the statement.

aOR <1 indicates lower agreement with the statement.

aOR, adjusted odds ratio; GP, general practitioner; OB/GYN, obstetrician-gynecologist.

^aThe multivariable binary logistic regression was carried out with adjustment of age (<40/40-49/≥50 y).

^bThe multivariable binary logistic regression was carried out with adjustment of sex (female/male).

Furthermore, GPs were less likely to report that their organization had specific instructions concerning patient referral to continued care. There were no significant interactions either between sex and specialty or age group and specialty (data not shown). The same differences between GPs and OB/GYNs were found in all subanalyses, except in one age group: No difference was found between young GPs and young OB/GYNs in reporting the difficulty of diagnosing female sexual problems.

As for asking about sexual life satisfaction, compared with the OB/GYNs, GPs were less likely to report it (aOR: 0.53, 95% CI: 0.38-0.92, *P* < 0.0001). There were no interactions between sex and specialty (*P* = 0.502). However, an interaction between age group and specialty was found (*P* = 0.006). Compared with late middle-aged OB/GYNs, late middle-aged GPs were less likely to ask about satisfaction (aOR: 0.29, 95% CI: 0.17-0.49, *P* < 0.0001). No difference was found between GPs and OB/GYNs in methods of sexual history taking; nor were there differences in subanalyses by sex or age groups or interactions (data not shown).

Barriers to bringing up sexual problems

The results of the various barriers to bringing up sexual problems are presented in Figure 3 and Table 3. Compared with OB/GYNs, GPs were more likely to report having barriers in 7 of the 9 categories (“shortness of the appointment time,” “sexual problem not being a priority in the appointment,” “personal attitudes and beliefs,” “personal discomfort when addressing sexual problems,” “lack of knowledge about sexual medicine,”

”lack of experience with sexual medicine,” and ”disability of the patient”).

There were interactions between sex and specialty for the barriers of “personal attitudes and beliefs” (*P* = 0.015) and “shortness of the appointment time” (*P* = 0.043). Compared with OB/GYNs, female (but not male) GPs were more likely to report having the barrier of “personal attitudes and beliefs.” Compared with all the OB/GYNs, the GPs of both sexes were more likely to report the barrier of “shortness of the appointment time” (Table 3).

Furthermore, there were interactions between age and specialty regarding the barriers of “shortness of the appointment time” (*P* = 0.014), “lack of knowledge about sexual medicine” (*P* = 0.032), “fear of failing to respond to patients’ sexual problems” (*P* = 0.001), and “disability of the patient” (*P* = 0.026). Compared with OB/GYNs, GPs among the late middle-aged group were more likely to report the barrier of “shortness of the appointment time” and “lack of knowledge about sexual medicine,” but not those between the 2 younger age groups. Compared with OB/GYNs, GPs were more likely to report the barrier of “fear of failing to respond to patients’ sexual problems” among late middle-aged respondents, but not among the middle-aged group. In contrast, compared with young OB/GYNs, young GPs were less likely to report the barrier of “fear of failing to respond to patients’ sexual problems.” Compared with OB/GYNs, middle-aged and late middle-aged GPs were more likely to report the barrier of “disability of the patient,” but not those in the young group (Table 3).

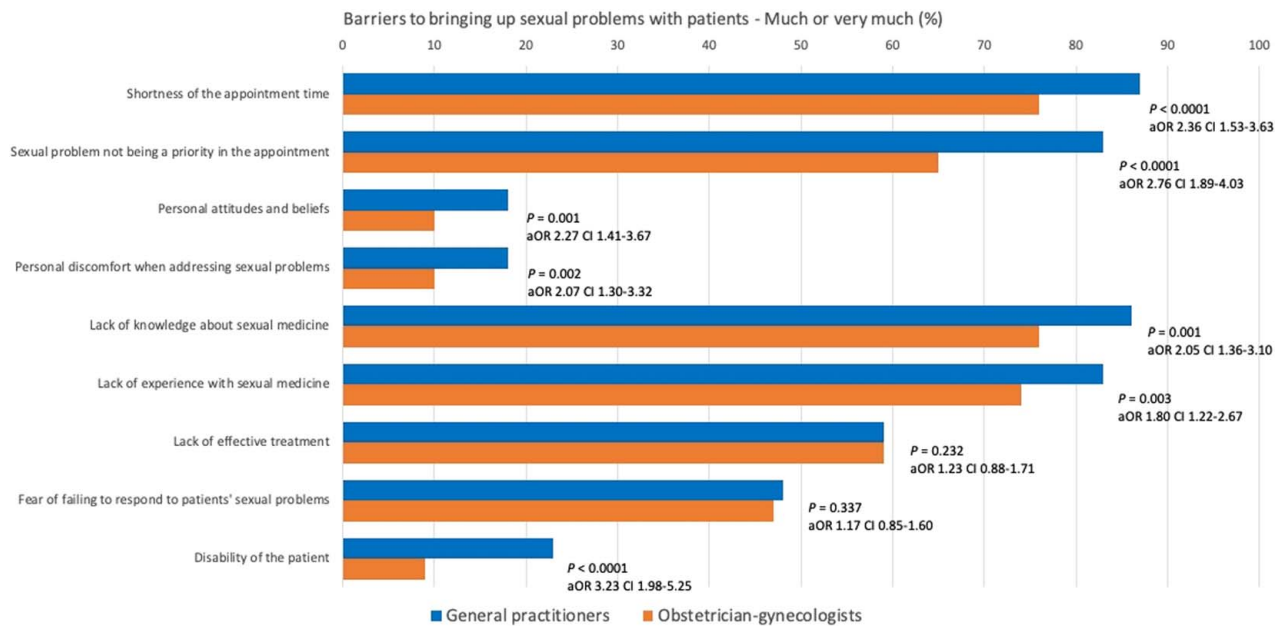


FIG. 3. Barriers to bringing up sexual problems with patients. aOR, adjusted odds ratio.

DISCUSSION

Our study is one of the few to compare GPs' and OB/GYNs' attitudes and practice patterns regarding patients' sexual problems. We found that sexual problems were considered significant clinical issues, as both GPs and OB/GYNs reported that treating sexual problems is an important health care practice. Nevertheless, GPs inquired about sexual problems less frequently and identified more barriers that hindered bringing up patients' sexual problems than did OB/GYNs. In both younger age groups and among male physicians, these differences in barriers were not equally explicit.

According to our study, OB/GYNs reported inquiring about patients' sexual problems more often than GPs did. This finding reaffirms a study with reports given by patients.⁶ One explanation for this finding is the different work descriptions of these 2 specialties. The OB/GYN field manages diseases of the female reproductive system and pregnancy, areas in which sexuality is typically highly related. For their part, GPs treat multiple health issues of all specialties, which can be time-consuming. In Finland, GPs also perform basic gynecologic examinations, even though gynecologic problems represent just a fraction of a GP's work picture. A Norwegian study found that patients brought up an average of 3.3 problems per GP appointment.²⁵ Even though in our study, both GPs and OB/GYNs reported that "shortness of the appointment time" and "sexual problem not being a priority at the appointment" were barriers to assessment, these barriers were more frequent among GPs. In addition, personal characteristics are often important. In a U.S. study among 248 OB/GYNs and 257 GPs, GPs were more likely to report that "personal attitudes and beliefs" were barriers to bringing up sexual problems.¹⁶ We confirmed these results.

Our study supports the importance of education in sexual medicine, as "lack of knowledge" and "lack of experience" were reported as barriers. There are no standards for education in sexual medicine in medical schools.²⁶ In a U.S. study among 276 medical trainees, the participants (except for urology and OB/GYN residents) reported feeling unprepared to treat sexual issues.²⁷ Similarly, in a Brazilian study of 164 medical students, the teaching of sexual medicine was considered insufficient.²⁸ The need to increase education in sexual medicine is also recognized in Finland.²⁹ Education in sexual medicine has been shown to enhance physicians' confidence in managing sexual problems.^{16,30-33} According to a review of 36 articles with global representation regarding sexual health education among health professionals, the lack of standardized sexual health education indicates a gap, raising concerns about students' proficiency in this area.³⁴ Teaching communication skills is also essential for ensuring proper interactions with patients. To improve and standardize education in obstetrics and gynecology, the Nordic Federation of Societies of Obstetrics and Gynecology published an online textbook for medical students.³⁵ In addition, the European Sexual Medicine Network plans to prepare sexual medical curricula for university education in Europe (<https://www.esmn-cost.eu>). Recently a new web-based optional course in sexual medicine was introduced at 2 medical faculties in Finland. In the future, this course will become mandatory for medical students at the University of Turku. Furthermore, follow-up surveys are planned to evaluate the development of education in sexual medicine.

The age of the physician was significant in our study: In the group comparisons between GPs and OB/GYNs, GPs in the oldest age groups were more likely to report

TABLE 3. Barriers to Bringing up Sexual Problems with Patients

	Much or very much aOR (95% CI) GP (N/total) vs OB/GYN (N/total)								
	Shortness of the appointment time	Sexual problem not being a priority in the appointment	Personal attitudes and beliefs	Personal discomfort when addressing sexual problems	Lack of knowledge about sexual medicine	Lack of experience with sexual medicine	Lack of effective treatment	Fear of failing to respond to patients' sexual problems	Disability of the patient
Female (<i>P</i>) ^a	0.006	< 0.0001	0.0001	0.005	0.018	0.026	0.502	0.389	< 0.0001
GP vs OB/GYN	1.93 (1.21-3.08) 263/298 vs 219/277	2.86 (1.89-4.31) 248/293 vs 173/266	2.69 (1.61-4.48) 58/290 vs 25/271	1.99 (1.23-3.24) 56/297 vs 29/277	1.72 (1.10-2.69) 254/293 vs 214/275	1.63 (1.06-2.49) 250/296 vs 209/276	1.13 (0.79-1.61) 179/280 vs 160/259	1.16 (0.83-1.62) 155/293 vs 133/275	3.17 (1.92-5.25) 69/281 vs 24/261
Male (<i>P</i>) ^a	0.0004	0.067	0.359	0.272	0.005	0.033	0.102	0.593	0.279
GP vs OB/GYN	7.11 (2.40-21.04) 81/99 vs 8/21	2.71 (0.93-7.88) 75/96 vs 12/20	0.54 (0.14-2.03) 11/97 vs 4/21	3.29 (0.39-27.38) 14/99 vs 1/21	4.65 (1.60-13.54) 82/98 vs 11/21	3.05 (1.10-8.46) 79/100 vs 11/21	2.54 (0.83-7.74) 41/94 vs 5/21	1.34 (0.46-3.89) 33/96 vs 6/21	3.20 (0.39-26.34) 16/94 vs 1/19
Age < 40 (<i>P</i>) ^b	0.404	0.003	0.250	0.084	0.866	0.823	0.580	0.031	0.448
GP vs OB/GYN	0.60 (0.18-1.98) 134/147 vs 77/81	3.24 (1.48-7.11) 127/144 vs 60/80	1.79 (0.66-4.82) 17/145 vs 6/79	2.14 (0.90-5.06) 25/147 vs 8/82	0.92 (0.37-2.32) 124/144 vs 73/81	0.90 (0.34-2.37) 130/146 vs 75/82	1.18 (0.65-2.14) 78/139 vs 42/74	0.53 (0.29-0.94) 68/143 vs 54/81	1.36 (0.62-2.99) 25/135 vs 11/75
Age 40-49 (<i>P</i>) ^b	0.123	0.0003	0.039	0.144	0.090	0.102	0.474	0.485	0.041
GP vs OB/GYN	1.86 (0.85-4.10) 92/109 vs 85/107	3.62 (1.81-7.25) 86/106 vs 59/101	2.20 (1.04-4.66) 25/106 vs 14/106	1.83 (0.81-4.12) 20/107 vs 12/107	1.83 (0.91-3.69) 91/108 vs 77/107	1.76 (0.89-3.46) 87/109 vs 74/105	1.26 (0.67-2.35) 65/102 vs 64/100	1.23 (0.69-2.17) 50/108 vs 48/106	2.60 (1.04-6.47) 20/105 vs 8/101
Age ≥ 50 (<i>P</i>) ^b	< 0.0001	0.007	0.014	0.049	0.001	0.004	0.434	0.004	< 0.0001
GP vs OB/GYN	4.19 (2.26-7.79) 118/141 vs 65/110	2.21 (1.24-3.92) 110/139 vs 66/105	2.76 (1.23-6.20) 27/136 vs 9/107	2.21 (1.00-4.86) 25/142 vs 10/109	3.21 (1.66-6.20) 121/139 vs 75/108	2.33 (1.30-4.17) 112/141 vs 71/110	1.24 (0.73-2.10) 77/133 vs 59/106	2.19 (1.29-3.72) 70/138 vs 37/109	8.13 (3.25-20.30) 40/135 vs 6/104

The "cannot say" responses were omitted from the analyses. In each question the responses "much" or "very much" / the number of analyzed responses are shown in the lower column.

aOR > 1 indicates that the specific barrier is more likely to be reported as a barrier by the comparison group compared with the reference group.

aOR < 1 indicates that the specific barrier is less likely to be reported as a barrier by the comparison group compared with the reference group.

aOR, adjusted odds ratio; GP, general practitioner; OB/GYN, obstetrician-gynecologist.

^aThe multivariable binary logistic regression was carried out with adjustment of age (< 40/40-49/≥ 50 y).

^bThe multivariable binary logistic regression was carried out with adjustment of sex (female/male).

difficulty in diagnosing female sexual problems and indicated frequent barriers to bringing up sexual problems. However, between the youngest age groups, few differences were found. In general, over recent decades, the atmosphere around sexuality has become more open-minded and acceptable. Therefore, younger generations may have more skills regarding sexual issues. Overall, access to all information has become easier. A German study with 235 OB/GYNs² and a U.S. study with 1,154 OB/GYNs¹⁷ showed that younger OB/GYNs asked about patients' sexual health more often than older ones. The age factor is also found among patients: Younger patients are more likely to report that sexual health is an important part of general well-being^{6,7} and that health care providers should frequently ask their patients about sexual health.⁶

Strengths and limitations

The strength of our study was the use of web-based questionnaires, which permitted anonymity. The questionnaires were programmed to not proceed if any response was missing, so all returned questionnaires were complete. This provided comprehensive data but could have lowered the response rate, as some potential participants could have considered answering too time-consuming. However, the OB/GYN respondents represented one-third of the specialists in obstetrics-gynecology in Finland,²² and of enrolled GPs, almost half responded. Both data sets were comparable, as the age distributions were similar. Sex proportions were slightly different among the groups, but they corresponded to the sex proportions of physicians in Finland.^{21,22} Nevertheless, the proportion of male OB/GYNs was small, so findings regarding sex differences should be confirmed using larger samples.

No statistics about nonrespondents were available for comparison, as we had no access to the Finnish Medical Association or the Finnish Society of Obstetrics and Gynecology registries. Furthermore, our study included only Finnish GPs and OB/GYNs; therefore, our results might not be directly applicable to physicians in other countries. In addition, health care systems differ between countries, which can have an effect on outcomes. Our results were self-reported, so the actual management of patients' sexual problems was not measured.

CONCLUSION

According to our study, both GPs and OB/GYNs considered the treatment of sexual problems to be important in health care. Although several barriers arose among both specialties, GPs were more likely to report barriers and inquire about sexual problems less regularly. Continuing education is warranted to improve the engagement with patients' sexual problems.

Acknowledgments

The authors thank all the GPs and OB/GYNs who responded to their survey.

REFERENCES

1. Kottmel A, Ruether-Wolf KV, Bitzer J. Do gynecologists talk about sexual dysfunction with their patients? *J Sex Med.* 2014;11:2048-2054. doi:10.1111/jsm.12603
2. McCool ME, Apfelbacher C, Brandstetter S, Mottl M, Loss J. Diagnosing and treating female sexual dysfunction: a survey of the perspectives of obstetricians and gynaecologists. *Sex Health.* 2016;13:234-240. doi:10.1071/SH15187
3. Roos AM, Thakar R, Sultan AH, Scheer I. Female sexual dysfunction: are urogynecologists ready for it? *Int Urogynecol J.* 2009;20:89-101. doi:10.1007/s00192-008-0735-3
4. Briedite I, Ancane G, Ancans AER. Insufficient assessment of sexual dysfunction. *Med.* 2013;49:315-320.
5. Humphery S, Nazareth I. GP's views on their management of sexual dysfunction. *Fam Pract.* 2001;18:516-518. doi:10.1093/fampra/18.5.516
6. Fairchild PS, Haefner JK, Berger MB. Talk about sex: sexual history-taking preferences among urogynecology patients and general gynecology controls. *Female Pelvic Med Reconstr Surg.* 2016;22:297-302. doi:10.1097/SPV.0000000000000291
7. Flynn KE, Lin L, Bruner DW, et al. Sexual satisfaction and the importance of sexual health to quality of life throughout the life. *J Sex Med.* 2017;13:1642-1650. doi:10.1016/j.jsxm.2016.08.011
8. Palaiodimos L, Herman HS, Wood E, et al. Practices and barriers in sexual history taking: a cross-sectional study in a public adult primary care clinic. *J Sex Med.* 2020;17:1509-1519. doi:10.1016/j.jsxm.2020.05.004
9. Wendt E, Hildingh C, Lidell E, Westerståhl A, Baigi A, Marklund B. Young women's sexual health and their views on dialogue with health professionals. *Acta Obstet Gynecol Scand.* 2007;86:590-595. doi:10.1080/00016340701214035
10. Lonnée-Hoffmann RAM, Christensen SS, Hagemann CT. How do women want their gynaecologist to address sexual function? A cross-sectional survey among outpatients. *Reprod Female Child Heal.* 2022;1:11-17. doi:10.1002/rfc2.5
11. Velten J, Margraf J. Exploring barriers and facilitators to women's intention and behavior to seek treatment for distressing sexual problems. *PLoS ONE.* 2023;18:e0288205. doi:10.1371/journal.pone.0288205
12. Gott M, Galena E, Hinchliff S, Elford H. "Opening a can of worms": GP and practice nurse barriers to talking about sexual health in primary care. *Fam Pract.* 2004;21:528-536. doi:10.1093/fampra/cmh509
13. Vik A, Brekke M. Do patients consult their GP for sexual concerns? A cross sectional explorative study. *Scand J Prim Health Care.* 2017;35:373-378. doi:10.1080/02813432.2017.1398934
14. Berman L, Berman J, Felder S, et al. Seeking help for sexual function complaints: what gynecologists need to know about the female patient's experience. *Fertil Steril.* 2003;79:572-576. doi:10.1016/S0015-0282(02)04695-2
15. Wimberly YH, Hogben M, Moore-Ruffin J, Moore SE, Fry-Johnson Y. Sexual history-taking among primary care physicians. *J Natl Med Assoc.* 2006;98:1924-1929.
16. Abdolrasulnia M, Shewchuk RM, Roepke N, et al. Management of female sexual problems: perceived barriers, practice patterns, and confidence among primary care physicians and gynecologists. *J Sex Med.* 2010;7:2499-2508. doi:10.1111/j.1743-6109.2010.01857.x
17. Sobecki JN, Curlin FA, Rasinski KA, Lindau ST. What we don't talk about when we don't talk about sex: results of a national survey of U.S. obstetrician/gynecologists. *J Sex Med.* 2012;9:1285-1294. doi:10.1111/j.1743-6109.2012.02702.x
18. Pauls RN, Kleeman SD, Segal JL, Silva WA, Goldenhar LM, Karam MM. Practice patterns of physician members of the American Urogynecologic Society regarding female sexual dysfunction: results of a national survey. *Int Urogynecol J.* 2005;16:460-467. doi:10.1007/s00192-005-1286-5
19. Aromaa A, Polo-Kantola P, Manninen SM, et al. Attitudes and practice patterns of Finnish obstetrician-gynecologists regarding patients' sexual problems. *Maturitas.* 2024;185. doi:10.1016/j.maturitas.2024.107993
20. Aromaa A, Kero K, Grönlund J, et al. Let's talk about sexuality - a web-based survey of self-reported competence in sexual problems

- among obstetrician-gynecologists in Finland. *Acta Obstet Gynecol Scand.* 2022;10:190-199. doi:10.1111/aogs.14492
21. The Finnish Medical Association. Physicians in Finland. Statistics on physicians and the health care system 2016. 2016. Accessed August 20, 2024. https://www.laakariliitto.fi/site/assets/files/5223/l116_tilas-to2016_net1_170114.pdf
 22. The Finnish Medical Association. Physicians in Finland. Statistics on physicians in 2019. 2019. Accessed January 18, 2022. https://www.laakariliitto.fi/site/assets/files/5223/sll_taskutilasto_fi_220620.pdf
 23. Alarcão V, Ribeiro S, Miranda FL, et al. General practitioners' knowledge, attitudes, beliefs, and practices in the management of sexual dysfunction—results of the Portuguese SEXOS study. *J Sex Med.* 2012;9:2508-2515. doi:10.1111/j.1743-6109.2012.02870.x
 24. Ribeiro S, Alarcão V, Simões R, Miranda FL, Carreira M, Galvão-Teles A. General practitioners' procedures for sexual history taking and treating sexual dysfunction in primary care. *J Sex Med.* 2014;11:386-393. doi:10.1111/jsm.12395
 25. Bjørland E, Brekke M. What do patients bring up in consultations? An observational study in general practice. *Scand J Prim Health Care.* 2015;33:206-211. doi:10.3109/02813432.2015.1067518
 26. Shindel AW, Baazeem A, Eardley I, Coleman E. Sexual health in undergraduate medical education: existing and future needs and platforms. *J Sex Med.* 2016;13:1013-1026. doi:10.1016/j.jsxm.2016.04.069
 27. Beebe S, Payne N, Posid T, et al. The lack of sexual health education in medical training leaves students and residents feeling unprepared. *J Sex Med.* 2021;18:1998-2004. doi:10.1016/j.jsxm.2021.09.011
 28. Junior AT, Giordani MS, Notari MM. Teaching of sexual medicine and gender issues in medical courses: students' perception. *Rev Assoc Med Bras.* 2024;70:1-4. doi:10.1590/1806-9282.20231075
 29. Manninen SM, Kero K, Riskumäki M, Vahlberg T, Polo-Kantola P. Medical and midwifery students need increased sexual medicine education to overcome barriers hindering bringing up sexual health issues - a national study of final-year medical and midwifery students in Finland. *Eur J Obstet Gynecol Reprod Biol.* 2022;279:112-117. doi:10.1016/j.ejogrb.2022.10.021
 30. Shroff S, Spataro B, Jeong K, Rothenberger S, Rubio D, McNeil M. Let's talk about sex: development and evaluation of a sexual history and counseling curriculum for internal medicine interns. *Patient Educ Couns.* 2018;101:1298-1301. doi:10.1016/j.pec.2018.02.016
 31. Kristufkova A, Pinto Da Costa M, Mintziori G, Vásquez JL, Aabakke AJM, Fode M. Sexual health during postgraduate training—European Survey Across Medical Specialties. *Sex Med.* 2018;6:255-262. doi:10.1016/j.esxm.2018.04.001
 32. Komlenac N, Siller H, Hochleitner M. Medical students indicate the need for increased sexuality education at an Austrian Medical University. *Sex Med.* 2019;7:318-325. doi:10.1016/j.esxm.2019.04.002
 33. Pancholy AB, Goldenhar L, Fellner AN, Crisp C, Kleeman S, Pauls R. Resident education and training in female sexuality: results of a national survey. *J Sex Med.* 2011;8:361-366. doi:10.1111/j.1743-6109.2010.02117.x
 34. Prize NBT, Shimony-Kanat S, Wruble ACKW. Gaps in sexual health content of healthcare professional curriculum: a systematic review of educational interventions. *BMC Med Educ.* 2023;23:926. doi:10.1186/s12909-023-04901-1
 35. Nordic Federation of Obstetrics and Gynecology. NFOG-e-textbook. 2020. Accessed September 22, 2024. <https://www.sundhed.dk/sundhedsfaglig/opslag-og-vaerktoejer/laereboeger/obstetrics-gynecology/>